

March 28, 2023

To:

Docket ID No. **EPA-HQ-OAR-2015-0072-1543**

[Reconsideration of the National Ambient Air Quality Standards for Particulate Matter](#)

<https://www.regulations.gov/document/EPA-HQ-OAR-2015-0072-1543>

U.S. Environmental Protection Agency

1200 Pennsylvania Avenue, NW

Washington, DC 20460

From:

James E. Enstrom, PhD, MPH, FFACE

Retired UCLA Research Professor (Epidemiology)

President, Scientific Integrity Institute

907 Westwood Boulevard #200

Los Angeles, CA 90024

<http://www.scientificintegrityinstitute.org>

<http://www.scientificintegrityinstitute.org/PM25Retain032823>

jenstrom@ucla.edu

(310) 472-4274

Re: Comment Supporting Retention of Current PM NAAQS Based on My Prior Comments to EPA CASAC

EPA is proposing to revise the primary (health-based) annual PM_{2.5} standard from its current level of 12.0 µg/m³ to within the range of 9.0 to 10.0 µg/m³. EPA is proposing not to change the current primary and secondary 24-hour PM_{2.5} standards, primary and secondary PM₁₀ standards, and secondary (welfare-based) annual PM_{2.5} standard. My February 23, 2023 verbal comment to EPA opposing the PM_{2.5} NAAQS Reconsideration is printed below and can be viewed during minutes 3:03:40-3:08:27 of the February 23, 2023 EPA Public Comment Webcast (<https://youtube.com/live/GlfHXXeiVew>).

"I am Dr. James Enstrom. I appreciate the opportunity to give public comments. I have had a 50-year epidemiology career at UCLA and I have made significant contributions to PM_{2.5} epidemiology. I have presented verbal and written evidence at the EPA CASAC PM Panel Meetings that there is NO relationship between PM_{2.5} and total mortality in the US. My March 2017 Dose-Response reanalysis of the ACS CPS II cohort found NO relationship and challenges the validity of the 1995 Pope study that provided the primary basis for establishing the 1997 PM_{2.5} NAAQS. The 2021 analysis presented by UNC Statistics Professor Richard Smith found NO relationship below 12 µg/m³ in the Medicare cohort. These null findings and many others are not cited in the 2022 ISA or Policy Assessment. The EPA has greatly exaggerated the US evidence of PM_{2.5} deaths, particularly PM_{2.5} deaths below 12 (µg/m³).

This exaggeration is due to four major biases against null findings: investigator bias, funding bias, publication bias, and citation bias. For instance, foreign investigator bias exists in the more than 80 Medicare-based studies from the Harvard Chan School of Public Health. This School has received \$350 million from a Chinese businessman. The principal investigator is Italian biostatistician Francesca Dominici, who has trained at least 30 Chinese doctoral students to misuse of Medicare records. Dominici and her trainees refuse to respond to my evidence of their misconduct. Medicare records, which contain NO data on air pollution, have been used without the knowledge or permission of Americans in order to inappropriately claim that there are PM_{2.5} deaths below 12 µg/m³.

EPA needs to follow the 2020 recommendation of the prior CASAC and the prior EPA Administrator and leave the PM2.5 NAAQS unchanged. Furthermore, EPA needs explain that that average personal exposure to PM2.5 in the US is below the level of known human health effects. This is because Americans are mostly exposed to indoor air, not ambient outdoor air. Inside my Los Angeles office, my PM2.5 monitor reads 3 $\mu\text{g}/\text{m}^3$. Thus, a typical American inhales only about one gram of PM2.5 in a lifetime. The current average ambient level in the US of 7.7 $\mu\text{g}/\text{m}^3$ is close to the lowest level in the entire world. This level is virtually impossible to reduce because polluted air comes into the US from other countries like China, which has a level of 48 $\mu\text{g}/\text{m}^3$.

In conclusion, the PM2.5 NAAQS must remain unchanged. Finally, I ask the Panel to indicate now whether EPA will read and properly cite the null evidence by Professor Smith and me. Thank you.”

The three EPA Panel Members who listened to my comment (Darryl Weatherhead, Erin Cowder, and James Kelly) refused to indicate whether EPA will read and properly cite the null PM2.5 deaths evidence by Professor Smith and me.

In support of my verbal comment that the current PM2.5 NAAQS must be retained I present below 34 pages of comments that I have submitted since December 10, 2021 to the EPA CASAC PM Panel and the EPA CASAC Ozone Panel. I have made strong cases that ACS CPS II data and Medicare data and the traditional rules of epidemiology have been misused in order to promote the scientifically unjustified claim that PM2.5 *causes* premature deaths in the US. I provide extensive unrefuted details that the 2021 PM ISA Supplement and 2021 PM PA have deliberated exaggerated the adverse health effects of PM2.5. The 34 pages of evidence is divided into the sections shown below and my Scientific Integrity Institute weblink is included for each section.

Comment Sections:

Pages 3-4: August 29, 2022 Enstrom Public Comment to EPA CASAC Ozone Panel and YouTube Video (<http://scientificintegrityinstitute.org/Ozonepanel082922.pdf>)

Pages 5-6: June 8, 2022 Enstrom Public Comment to EPA CASAC Ozone Panel and YouTube Video
Page 7: Support from Harvey Risch, MD, PhD, for Assessment of Enstrom Criticism of PM2.5 Deaths (<http://scientificintegrityinstitute.org/Ozonepanel060822.pdf>)

Page 8: February 25, 2022 Enstrom Public Comment to EPA CASAC PM Panel (<http://scientificintegrityinstitute.org/PMpanel022522.pdf>)

December 10, 2021 Enstrom Comments to EPA CASAC PM Panel on 2021 PM ISA Supp and 2021 PM PA

Pages 9-16: November 17, 2021 and December 10, 2021 Enstrom Criticism of EPA CASAC PM Panel

Pages 17-25: June 29, 2020 Enstrom Comment to EPA to Retain Existing PM2.5 NAAQS (<http://www.scientificintegrityinstitute.org/EPAPM25JEE062920.pdf>)

Pages 26-29: November 17, 2021 Richard L. Smith Public Comment and Manuscript on NO PM2.5 Medicare Deaths below 12 $\mu\text{g}/\text{m}^3$ (<http://www.scientificintegrityinstitute.org/PMPanelRLS111721.pdf>)

Pages 30-32: September 2, 2020 Rejected Enstrom NEJM Letter to Retain Current PM2.5 NAAQS (<http://www.scientificintegrityinstitute.org/NEJMJEE091020.pdf>)

Pages 33-36: September 1, 1982 ACS CPS II Instructions for Researchers regarding Questionnaire Confidentiality state ACS “will not release addresses to any agency for any purpose, whatsoever” (<http://www.scientificintegrityinstitute.org/PMPanel121021.pdf>)

August 29, 2022

US EPA CASAC Ozone Review Panel Regarding Ozone NAAQS Reconsideration
https://casac.epa.gov/ords/sab/f?p=113:19:17031850757072:::RP,19:P19_ID:976
<https://youtu.be/UkmVujyGsq0> (minutes 18-24)
<http://scientificintegrityinstitute.org/OzonePanel082922.pdf>

Dr. James Enstrom's Verbal Comment to EPA CASAC Ozone Review Panel

I am Dr. James Enstrom. I have had a long career as an epidemiologist at UCLA and I have made significant contributions to air pollution epidemiology, particularly regarding the importance of transparency and reproducibility. I have made oral public comments to CASAC on November 17, 2021 (<http://scientificintegrityinstitute.org/PMpanel121021.pdf>), February 25, 2022 (<http://scientificintegrityinstitute.org/PMpanel022522.pdf>), and June 8, 2022 (<http://scientificintegrityinstitute.org/Ozonepanel060822.pdf>) and I have submitted detailed written criticism based on these comments. My criticism is highly relevant to the PM2.5 and Ozone NAAQS. Thus far, the criticism by me and numerous other public speakers has been totally ignored by CASAC. This lack of response represents disrespect for objective science by CASAC.

I described this disrespect in my August 16, 2022 DDP talk "Politicized EPA Promotes Anti-American Pseudoscience" (<https://rumble.com/v1gvnuf-politicized-epa-promotes-anti-american-pseudoscience.html>). I pointed out that the January 20, 2021 Presidential Order Protecting Public Health directed immediate review and action to "address the promulgation of Federal regulations and other actions during the last 4 years" (<https://www.whitehouse.gov/briefing-room/presidential-actions/2021/01/20/executive-order-protecting-public-health-and-environment-and-restoring-science-to-tackle-climate-crisis/>). This order challenged the validity of all Federal regulations during the Trump Administration and led to the unjustified creation of the current CASAC. This order is a prime example of how regulatory science in America has become highly politicized. An ongoing Federal Lawsuit makes a strong case that the current CASAC is illegally constituted because it violates the Federal Advisory Committee Act requirements of viewpoint diversity and no conflicts of interest (<https://junkscience.com/2021/10/former-casac-chair-added-as-plaintiff-in-young-v-epa/>).

In addition, CASAC refuses to address the evidence that current average levels of human exposure to PM2.5 and ozone in the US are below the levels of known human health effects. In my office in the supposedly polluted city of Los Angeles, my ozone monitor reads about 10 parts per billion (ppb) and my PM2.5 monitor reads about 3 $\mu\text{g}/\text{m}^3$. These levels are far below the current NAAQS (<https://www.epa.gov/criteria-air-pollutants/naqs-table>).

Also, CASAC refuses to acknowledge the extreme publication bias against null air pollution health effects findings that I documented in my earlier comments. The 2021 EPA Policy Assessment for PM2.5 ignored at least 60 authors, including me, who have published null findings or criticized the PM2.5 NAAQS (<http://scientificintegrityinstitute.org/PMpanel121021.pdf>). Similar publication bias exists regarding the Ozone NAAQS, but even with this bias the April 2022 EPA Ozone Policy Assessment Reconsideration recommended leaving the Ozone NAAQS unchanged ([draft 2022 policy assessment](#)).

Also, CASAC refuses to support the fundamental principle of the scientific method that air pollution health effects must be based on findings that are transparent and reproducible. My 2017 and 2018 reanalysis of the ACS CPS II cohort found serious flaws in the seminal Pope 1995 article and the 2000 HEI Reanalysis and demonstrated the importance of access to underlying data (<http://scientificintegrityinstitute.org/DRPM25JEEPope052918.pdf>). However, on April 18 *Science* Editor-in-Chief Holden Thorp reinforced his strong bias against EPA transparency by personally writing to me that he will not publish any article, letter, or electronic letter that I submit to *Science* that supports “Strengthening Transparency in Regulatory Science” (<http://scientificintegrityinstitute.org/ThorpJEE041822.pdf>).

As my final evidence of anti-science bias, CASAC Member Christina Fuller gave a misleading presentation in the June 26 HEI Webinar “Setting Ambient Air Quality Standards—What’s Science Got to Do With It?” (<https://www.youtube.com/watch?v=XAcrlTxeiXA>). Furthermore, she has not addressed my June 30 evidence that science has nothing to do with the current NAAQS (<http://scientificintegrityinstitute.org/JEEFuller081822.pdf>). Even worse, the HEI Board of Directors Chair Richard Meserve rejected my June 30 request to initiate an independent investigation of misconduct by HEI and my July 6 request to arrange a debate on whether particulates cause premature death (<http://scientificintegrityinstitute.org/JEEMeserve072222.pdf>). These developments challenge the scientific integrity of HEI.

In conclusion, CASAC must address the extensive evidence that Americans are not being harmed by their current personal exposure to PM2.5 and ozone, but are being harmed by the regulations that are due to scientifically flawed PM2.5 and ozone NAAQS. However, regardless of what CASAC does, this evidence is being presented to the American people.

Thank you very much.

James E. Enstrom, PhD, MPH, FFACE
Retired UCLA Research Professor (Epidemiology)
President, Scientific Integrity Institute
[http://scientificintegrityinstitute.org/
jenstrom@ucla.edu](http://scientificintegrityinstitute.org/jenstrom@ucla.edu)
(310) 472-4274

June 8, 2022

US EPA CASAC Ozone Review Panel Regarding Ozone NAAQS Reconsideration

https://casac.epa.gov/ords/sab/f?p=113:19:8532987399969:::19:P19_ID:972

https://youtu.be/5Qsqhqb5_F0 (minutes 20-26)

<http://scientificintegrityinstitute.org/OzonePanel060822.pdf>

Dr. James Enstrom's Verbal Comment to EPA CASAC Ozone Review Panel

I am Dr. James Enstrom. I have had a long career as an epidemiologist at UCLA and I have made significant contributions to air pollution epidemiology, particularly regarding the importance of transparency and reproducibility. The 2000 EPA CASAC, the 2000 EPA Administrator, and the [April 2022 EPA Ozone Policy Assessment Reconsideration](#) all recommended that the ozone NAAQS remain unchanged at 70 ppb. Thus, the Ozone Panel should not reconsider the ozone NAAQS at this time, but should reconsider it later during the regular 5-year review cycle. Instead, the Ozone Panel should assess six fundamental aspects of the science underlying the NAAQS.

1. Assess the extensive criticism of the linear no-threshold (LNT) model and estimate the threshold below which ozone has no adverse human health effects. U Massachusetts Professor Edward Calabrese published a May 17, 2022 "LNTGate" critique of LNT (<https://doi.org/10.1016/j.cbi.2022.109979>). It illustrates how acceptance of the LNT dose-response model was unethically advocated and advanced in the 1950s by key scientists and by *Science*, America's leading science journal. Unfortunately, *Science* will not acknowledge errors in four historical articles that are cornerstones in acceptance of the LNT model.
2. Assess the human health effects of ozone based on actual human exposure to ozone, not on the readings of ambient air monitors (<https://doi.org/10.1016/j.envint.2018.07.012>). There is extensive published evidence that most Americans are personally exposed to less than 20 ppb of 8-hour ozone because they spend up to 90% of their time indoors (<https://doi.org/10.1111/ina.12942>). In addition, the average seasonal 8-hour maximum ozone concentration in 2019 in the US was 43 ppb (<https://www.stateofglobalair.org/air/ozone>). The average indoor and outdoor ozone levels are both far below the current ozone NAAQS of 70 ppb (1.0 ppb~2.0 µg/m³). Thus, most Americans are not exposed to unhealthy levels of ozone.
3. Assess the extreme publication bias against null air pollution health effects findings by examining key null findings that have been ignored by EPA. My December 10, 2021 CASAC PM Panel comment (<http://scientificintegrityinstitute.org/PMpanel121021.pdf>) and my February 25, 2022 CASAC PM Panel comment (<http://scientificintegrityinstitute.org/PMpanel022522.pdf>) document that the 2021 PM ISA and PA ignored at least 60 authors, including me, who have published null findings or criticized the PM2.5 NAAQS. Similar publication bias exists regarding the ozone NAAQS.
4. Assess the evidence that ozone health effects must be based on findings that are transparent and reproducible. My 2017 and 2018 reanalyses of the ACS CPS II cohort found serious flaws in the seminal Pope 1995 article and the 2000 HEI Reanalysis and demonstrated the importance of access to underlying data (<http://scientificintegrityinstitute.org/DRPM25JEEPope052918.pdf>). However, *Science* Editor-in-Chief Holden Thorp recently demonstrated his strong bias against EPA transparency by personally stating to me that he will not publish any evidence that I submit to *Science* that supports "Strengthening Transparency in Regulatory Science" (<http://scientificintegrityinstitute.org/ThorpJEE041822.pdf>).

5. Assess the evidence that the ozone NAAQS is so low that it is impossible to ever reach attainment in many areas, especially in California. The April 15, 2022 SCAQMD Notice of Intent to sue EPA is necessary because it is impossible for the South Coast Air Basin to attain the 1997 Ozone NAAQS of 80 ppb without massive emissions reductions from Federal sources not controlled by SCAQMD (<http://www.aqmd.gov/home/air-quality/clean-air-plans/air-quality-mgt-plan/final-2016-aqmp>). EPA must recognize that California is a very healthy area of the US and that the current clean air in California is not harming its citizens (<http://scientificintegrityinstitute.org/AQMPJEE081516.pdf>) . Overregulation by EPA is hurting California both scientifically and economically.

6. Finally, CASAC Panel members must recognize the different interpretations of weak epidemiologic evidence and engage with critics like myself. Simply note the difference between the 2020 CASAC and the 2022 CASAC regarding the assessment of the same PM2.5 data (<https://junkscience.com/2021/10/former-casac-chair-added-as-plaintiff-in-young-v-epa/>). It is important that you assess evidence objectively, keeping in mind the above points. This request is particularly critical at a time when the US faces a serious energy crisis that is made worse by unjustified EPA regulations on ozone and PM2.5.

Thank you very much.

James E. Enstrom, PhD, MPH, FFACE
Retired UCLA Research Professor (Epidemiology)
President, Scientific Integrity Institute
[http://scientificintegrityinstitute.org/
jenstrom@ucla.edu](http://scientificintegrityinstitute.org/jenstrom@ucla.edu)
(310) 472-4274

From: **Dr. Harvey Risch** <harvey.risch@yale.edu>
Date: Thu, Jun 9, 2022 at 8:19 PM
Subject: Comment re: EPA CASAC Ozone Panel
To: Yeow, Aaron <yeow.aaron@epa.gov>

Because EPA regulations have a major impact on life in America, they need to be based on the best scientific methods and include all relevant public health evidence. Thus, assessment of ozone health effects must properly address the following important issues: 1) threshold for human health effects, 2) actual human exposure, 3) publication bias against null findings, 4) transparency and reproducibility of findings, 5) realistic attainment levels, and 6) alternative interpretations of health effects evidence. Specific details regarding these six issues are contained in the June 8, 2022 EPA CASAC Ozone Panel Public Comment of Dr. James Enstrom. Please consider very seriously what Dr. Enstrom discussed. Thank you.

Harvey Risch

[Harvey A. Risch, MD, PhD <Harvey.Risch@Yale.edu>](mailto:Harvey.Risch@Yale.edu)
Professor of Epidemiology
Yale School of Public Health
Yale School of Medicine
Yale Cancer Center
60 College St., PO Box 208034, New Haven, CT 06520-8034
Voice: (203) 785-2848, Fax: (203) 785-4497
Telegram: <https://t.me/HarveyRischMDPhD>

From: [Dr. Harvey Risch](#)
To: [Yeow, Aaron](#)
Subject: Submitted comments to the EPA CASAC PM Panel
Date: Wednesday, December 1, 2021 5:45:10 PM

Dear Mr. Yeow:

I am writing to support Dr. James Enstrom's observations that PM2.5 epidemiology research to-date does not provide sufficient evidence to claim that PM2.5 levels are causally related to mortality.

Harvey Risch

[Harvey A. Risch, MD, PhD <Harvey.Risch@Yale.edu>](mailto:Harvey.Risch@Yale.edu)
Professor of Epidemiology
Yale School of Public Health
Yale School of Medicine
Yale Cancer Center
60 College St., PO Box 208034, New Haven, CT 06520-8034
Voice: (203) 785-2848, Fax: (203) 785-4497

February 25, 2022

US EPA CASAC PM Panel Webcast re PM2.5 NAAQS based on 2021 PM ISA Supp & PM PA

(<https://www.youtube.com/watch?v=ZkMsBXwyenw>)

(https://casac.epa.gov/ords/sab/f?p=113:19:22380851460992:::RP,19:P19_ID:966)

Dr. James Enstrom's Verbal Comment to EPA CASAC PM Panel re PM2.5 NAAQS

I have 50 years of experience in conducting epidemiologic cohort studies and I have published important peer-reviewed PM2.5 death findings based on ACS CPS I and CPS II cohort data. The February 4 PM Panel letters do not address the detailed public criticism of the 2021 PM ISA Supplement and PM PA. The EPA staff has made NO changes in these documents in response to this criticism. In particular, they ignored Richard Smith's evidence of NO PM2.5 deaths below 12 $\mu\text{g}/\text{m}^3$ and my 36 pages of evidence that PM2.5 DOES NOT *cause* premature deaths in the US (<http://scientificintegrityinstitute.org/pmpanel121021.pdf>).

The recommendations of the PM Panel and EPA staff to tighten the PM2.5 NAAQS are based on a deliberately falsified research record regarding PM2.5-related deaths. Falsification is serious scientific misconduct as defined in the January 11 White House OSTP Scientific Integrity Task Force Report. Thus, I request that Jennifer Peel, with a PhD in Epidemiology, confirm that the PM PA is "a robust and comprehensive evaluation of the epidemiologic literature" and that public comments like mine do not alter her evaluation.

There is NO scientific or public health justification for tightening the PM2.5 NAAQS because there is no etiologic mechanism by which inhaling about 100 μg of PM2.5 per day can cause death and the US already has a very low average PM2.5 level of 7 $\mu\text{g}/\text{m}^3$ whereas our competitor China has a very high level of 48 $\mu\text{g}/\text{m}^3$. Indeed, there are adverse public health, welfare, social, economic, and energy effects associated with tightening the PM2.5 NAAQS. This tightening will hurt America at a time when it is facing military and economic dangers from Russia and China, as well as rapidly increasing energy costs. Finally, I strongly support the ongoing Young and Cox v. EPA lawsuit because the Biden CASAC and its PM Panel are illegally constituted and in gross violation of the Federal Advisory Committee Act. The current misguided effort to tighten the PM2.5 NAAQS must be stopped.

Thank you.

James E. Enstrom, PhD, MPH, FFACE
Retired UCLA Research Professor (Epidemiology)
President, Scientific Integrity Institute
[http://scientificintegrityinstitute.org/
jenstrom@ucla.edu](http://scientificintegrityinstitute.org/jenstrom@ucla.edu)
(310) 472-4274

December 10, 2021

To:

EPA CASAC Particulate Matter (PM) Panel
Peer Review of 2021 Draft Supplement to 2019 EPA PM Integrated Science Assessment
and 2021 Draft EPA PM Policy Assessment
U.S. Environmental Protection Agency
https://casac.epa.gov/ords/sab/f?p=105:19:15763176931927:::RP,19:P19_ID:962

From:

James E. Enstrom, PhD, MPH, FFACE
Retired UCLA Research Professor (Epidemiology)
President, Scientific Integrity Institute
<http://scientificintegrityinstitute.org/PMPanel121021.pdf>
jenstrom@ucla.edu
(310) 472-4274

Comments on September 2021 Supplement to December 2019 EPA PM Integrated Science Assessment

The September 2021 EPA PM ISA Supplement must be entirely redone because it deliberately falsifies and exaggerates the adverse health effects of PM_{2.5} and incorrectly claims that PM_{2.5} *causes* premature deaths. The ISA focuses almost exclusively on the positive associations between PM_{2.5} and mortality that have been promoted by the Chinese-funded Harvard TH Chan School of Public Health (Harvard Chan) since the publication of Dockery 1993 and Pope 1995. This deliberate falsification of the research record has been documented by a word search of the ISA which counts the citations of first authors in the text and all authors in the references. Among Harvard Chan and Northeastern investigators, the top 8 (Bell, Dominici, Hart, Laden, Pope, Schwartz, Thurston, Zanobetti) are cited 171 times; 5 Chinese co-authors of Dominici are cited 84 times; 10 Canadian investigators are cited 218 times, although their Canadian evidence is not relevant to US evidence on PM_{2.5} and mortality; 4 legacy promoters of PM_{2.5} deaths (Dockery, Samet, Thun, Gapstur) are cited 8 times. Table 1 shows that these 27 (8+5+10+4) key promoters of PM_{2.5} deaths are cited a total of 481 times. Table 2 shows that all 30 Chinese co-authors of Dominici, including the 5 in Table 1, are cited 236 times. My understanding is that Chinese graduate students are used because they are extremely smart, they work extremely hard, they are eager to come to the US via Harvard Chan, and they prefer to focus on US air pollution rather than Chinese air pollution. Currently, the most aggressive promoters of PM_{2.5} deaths in the US are Schwartz, Dominici, and Pope. They are being helped by the Chinese, Canadians, and others in Tables 1, 2, and 4.

The falsification of the research record is made clear in Table 3. It shows that the ISA does not cite the published null findings and criticism of 61 investigators, including myself and prior CASAC Chairs Cox, McClellan, and Wolff. Only 4 of the 61 critics are cited at all and these 4 (Lipfert, Smith, Wyzga, Young) are cited just 12 times, with only Young 2017 showing null findings. Although there has been an ongoing 30-year controversy about claims that PM_{2.5} *causes* deaths based on “secret science” findings that are not transparent and reproducible, a word search reveals that the 303-page ISA does not contain the words controversy, transparency, reproducibility, and integrity. The ISA totally ignores Enstrom 2017, my independent CPS II reanalysis which found major flaws in Pope 1995, the 2000 HEI Reanalysis, and the 2009 HEI Follow-up (doi: [10.1177/1559325817693345a](https://doi.org/10.1177/1559325817693345a)). If the ACS had allowed truly independent access to CPS II data, beyond the access allowed for the flawed 2000 HEI Reanalysis, my reanalysis could have been done during 1995-1997 and the 1997 PM_{2.5} NAAQS might never have been established.

A specific example of the falsification of the research record by EPA is the 2012 Fann *Risk Analysis* article “Estimating the national public health burden associated with exposure to ambient PM2.5 and ozone” (doi: 10.1111/j.1539-6924.2011.01630.x). This article claimed that 130,000 annual US deaths are *caused* by PM2.5 based on the CPS II results in HEI 2009. Cox disputed this EPA claim in his 2012 *Risk Analysis* letter “Miscommunicating risk, uncertainty, and causation: fine particulate air pollution and mortality risk as an example” (doi: 10.1111/j.1539-6924.2012.01806.x). The validity of the Cox letter is supported by Enstrom 2017, which found no significant relationship between PM2.5 and total mortality in the CPS II cohort. In addition, my detailed June 29, 2020 EPA Comment defending the existing PM2.5 NAAQS included strong evidence that PM2.5 *does not cause* deaths in the US (<http://www.scientificintegrityinstitute.org/EPAPM25JEE062920.pdf>). Below I have attached the Cox letter and key pages from my EPA Comment.

Most of the recent US evidence on PM2.5 deaths in the PM is based on very complex statistical analyses of the Medicare records of up to 69 million recipients, after indirectly imputing air pollution levels and lifestyle characteristics to recipients defined by their zip code. However, I have been unable to confirm that Dominici, Schwartz, Bell, Zigler, Shi, and others have proper authorization to use Medicare records for methodologically flawed ecological epidemiology. These well-known epidemiologic flaws, which date back to the famous 1988 AJE article “The Ecological Fallacy,” are described in my detailed 31-page July 8, 2021 review of a now rejected ES&T manuscript by Shi and Schwartz and others (<http://scientificintegrityinstitute.org/ESTJEEAdd070821.pdf>).

Keep in mind that 69 million Americans, including myself, have NEVER granted permission for their private Medicare records to be used for ecological research that violates basic epidemiologic principles and produces weak associations that are claimed to be *causal* by activist authors and activist EPA staffers. I believe that this ecological research violates US HHS Human Research Protections 45 CFR 46 (<https://www.hhs.gov/ohrp/regulations-and-policy/regulations/45-cfr-46/index.html>). In order to conduct a legitimate epidemiologic cohort study, each subject must understand the purpose and details of the study and then must give their informed consent to be enrolled in the study. For instance, every subject in the CPS II cohort that I analyzed in Enstrom 2017 was voluntarily enrolled in 1982 using the attached “CPS II Instructions for Researchers” and “CPS II Fact Sheet”. I was an ACS Researcher who properly enrolled CPS II subjects as per these two documents.

Furthermore, unless strict confidentiality policies are continuously enforced, I believe that individual Medicare recipients can be identified from the detailed “de-identified” zip-code-level information used by Dominici, et al. Such identification would directly violate Americans’ HIPAA privacy rights. Since June 2021, key Medicare investigators have refused to provide me with evidence that they have proper access to Medicare records (<http://scientificintegrityinstitute.org/CurranJEE083021.pdf>). Thus, I am now attempting to obtain this evidence from the Center for Medicare and Medicaid Services (CMS), specifically the appropriate Medicare Data Use Agreement and details on Medicare security procedures (<https://www.hhs.gov/guidance/document/instructions-completing-data-use-agreement-dua-form-cms-r-0235>).

In addition to systematic falsification of the published research record, the ISA totally ignores the many unpublished null PM2.5 findings that are posted on the Internet. These null findings have been rejected by the same prominent journals that publish positive PM2.5 findings. For instance, *SCIENCE* rejected without review my proposed March 2020 Policy Forum response to its aggressive and repeated opposition to the EPA Transparency Rule (<http://scientificintegrityinstitute.org/EPATransJEE041720.pdf>). *JAMA* rejected without review my proposed March 2020 Letter to the Editor pointing out that the February 2020 *JAMA* Fineberg-Allison

Viewpoint opposing the EPA Transparency Rule did not cite Enstrom 2017, which demonstrated the importance of transparency (<http://scientificintegrityinstitute.org/EPATransJEE051820.pdf>). *NEJM* rejected without review my proposed September 2020 Letter to the Editor countering the August 2020 *NEJM* Sounding Board “The Need for a Tighter Particulate-Matter Air-Quality Standard” by the Independent Particulate Matter Review Panel (IPMRP). *NEJM* rejected my letter in both published format and on-line format (<http://scientificintegrityinstitute.org/NEJMJEE091020.pdf>). Finally, a prominent epidemiology journal rejected the findings described in EPA SAB Member Richard Smith’s November 17 public comment, which showed NO relationship between PM_{2.5} and total mortality below 12 µg/m³. Smith’s important null findings are attached below and posted here (<http://rls.sites.oasis.unc.edu/postscript/rs/Smith-Medicare-PM.pdf>).

Please note that the 19 IPMRP authors of the *NEJM* Sounding Board include 9 PM Panel Members (CASAC Chair Sheppard, CASAC Member Chow, Adams, Allen, Balmes, Gordon, Kleinman, Sarnat, and Turpin). Thus, even before the 2021 PM ISA Supplement had been prepared, 9 of the 22 PM Panel Members stated that they are unequivocally in favor of tightening the PM_{2.5} NAAQS of 12 µg/m³. The August 2020 *NEJM* Sounding Board, my proposed *NEJM* letter, and the *NEJM* rejection are attached below. Table 4 provides evidence that all 22 PM Panel Members have a strong bias toward adverse PM_{2.5} health effects, based on their 348 PM_{2.5}-related publications on PubMed.gov (<http://scientificintegrityinstitute.org/PMPanelPubs121021.pdf>).

The PM Panel members have rarely, if ever, cited the extensive null evidence of the 61 PM_{2.5} NAAQS critics in Table 3. None have ever cited my publications. In addition, the authorship of these 348 publications shows a strong interrelationship between PM Panel Members and the Pro-PM_{2.5} authors in Table 1 and elsewhere. Also, these publications indicate that essentially all PM Panel Members have received funding from EPA, NIEHS, and/or HEI. One half (11) of the PM Panel Members are from three states with aggressive air regulatory agencies (CA, MA, NY). There are NO PM Panel Members from 39 states. NO PM Panel Member has published criticism of the relationship between PM_{2.5} and mortality.

Comments on October 2021 EPA PM Policy Assessment

Along with the September 2021 PM ISA Supplement, the October 2021 PM PA must be entirely redone because it deliberately exaggerates the adverse health effects of PM_{2.5} and makes policy recommendations that are based on invalid claims that PM_{2.5} *causes* premature deaths. Like the ISA Supplement, the PA focuses almost exclusively on the positive associations between PM_{2.5} and mortality that have been promoted by the Chinese-funded Harvard TH Chan School of Public Health investigators. This deliberate falsification of the research record has been documented by a word search of the PA which counts the number of citations of first authors in the text and all authors in the references. Among Harvard Chan and Northeastern investigators, the top 8 (Bell, Dominici, Hart, Laden, Pope, Schwartz, Thurston, Zanobetti) are cited 315 times; 5 Chinese co-authors of Dominici are cited 226 times; 10 Canadian investigators are cited 410 times, although their Canadian evidence is not relevant to US evidence on PM_{2.5} and mortality; 4 legacy promoters of PM_{2.5} deaths (Dockery, Samet, Thun, Gapstur) are cited 35 times. Table 1 shows that these 27 (8+5+10+4) key promoters of PM_{2.5} deaths are cited a total of 986 times. Table 2 shows that all 30 Chinese co-authors of Dominici, including the 5 in Table 1, are cited 325 times.

As with the ISA Supplement, the falsification of the research record in the PA is made clear in Table 3. It shows that the PA does not cite the published null findings and criticism of 61 investigators, including myself and prior CASAC Chairs Cox, McClellan, and Wolff. Only 4 of the 61 critics are cited at all and

these 4 (Cox, Lipfert, Smith, Wyzga) are cited only 22 times, with only Cox's 2019 CASAC Letters describing null findings. Although there has been an ongoing 30-year controversy about claims that PM2.5 *causes* deaths based on "secret science" findings that are not transparent and reproducible, a word search reveals that the 649-page PA does not contain the words controversy, transparency, reproducibility, and integrity. Just like the ISA, the PA totally ignores Enstrom 2017, my independent CPS II reanalysis which found major flaws in Pope 1995, the 2000 HEI Reanalysis, and the 2009 HEI Follow-up (doi: [10.1177/1559325817693345a](https://doi.org/10.1177/1559325817693345a)). If the ACS had not blocked independent access to CPS II data, my reanalysis could have been done during 1995-1997 and the 1997 PM2.5 NAAQS might never have been established. Rather than acknowledging my reanalysis and errors in PM2.5 death claims, HEI has increased funding of research associating low level PM2.5 with deaths. The ISA Supplement and PA focus on these implausible low-level PM2.5 death effects, based primarily on improper use of Medicare records, and they ignore valid criticism of these results as well as evidence of NO PM2.5 death effects.

Before California regulations are nationalized by EPA, it is important to note the adverse consequences of FALSE PM2.5 death claims and excessive PM2.5 regulations. The October 19 California Business Roundtable letter to Governor Newsom describes ways to solve the Supply Chain Crisis at the Ports of Los Angeles and Long Beach (<https://cbtr.org/wp-content/uploads/2021/10/Port-Crisis-Letter-FINAL.pdf>). One way is to suspend the CARB regulations that prohibit older diesel trucks from entering the ports. Instead of suspending these regulations, CARB (particularly Balmes) voted on December 9 to implement new DMV smog check regulations on all trucks (<https://ww2.arb.ca.gov/news/carb-passes-smog-check-regulation-heavy-duty-trucks-and-buses>). These regulations are justified by the FALSE claim that they will "prevent 7,500 air-quality related deaths," when there is overwhelming evidence that there are NO PM2.5-related deaths in California from diesel engines or any other source, dating back to Enstrom 2005 (<http://www.scientificintegrityinstitute.org/IT121505.pdf>). On December 9 CARB (particularly Balmes) also voted to ban small gasoline-powered off-road engines, like leaf blowers and lawn mowers (<https://ww2.arb.ca.gov/news/carb-approves-updated-regulations-requiring-most-new-small-road-engines-be-zero-emission-2024>). These ruthless CARB regulatory actions directly hurt blue collar workers, like truck drivers and gardeners, and they inflate the cost of living for all Californians.

Evidence challenging the tightening of the PM2.5 NAAQS is powerfully summarized in the November 17 public comments to EPA CASAC PM Panel made by a courageous toxicology PhD candidate, Enstrom, and Milloy (https://www.youtube.com/watch?v=P6OhZaaxv8&ab_channel=SamuelDelk). This evidence includes the fact that there is no etiologic mechanism by which inhaling 100 µg of PM2.5 per day can cause death and the fact that the US already has a very low PM2.5 level of 7 µg/m³, whereas our competitor China has the very high level of 48 µg/m³. Nevertheless, on December 2, 20 of the 22 PM Panel Members recommended lowering the annual PM2.5 NAAQS of 12 µg/m³ and the remaining 2 previously recommended lowering the NAAQS; 17 Members recommended a NAAQS of 8-10 µg/m³.

The Biden EPA should not be focused on tightening the PM2.5 NAAQS while the Chinese are sending their PM2.5 across the Pacific Ocean to America and while dozens of Chinese researchers are improperly accessing and analyzing the confidential Medicare records of 69 million Americans. The December 2 recommendation of the PM Panel confirms the validity of the writings of renowned New York Times journalist John Tierney on "The Left's War on Science" (<https://www.manhattan-institute.org/html/lefts-war-science-11161.html>), renowned physicist Lawrence Krauss on "The Ideological Corruption of Science" (<https://www.wsj.com/articles/the-ideological-corruption-of-science-11594572501>), and Enstrom on Environmental Lysenkoism regarding PM2.5 science and regulations (<http://scientificintegrityinstitute.org/NASJEEA020820.pdf>). Thus, there is a current lawsuit against the Biden EPA CASAC and Science Advisory Board for violation of the Federal Advisory Committee Act (<https://junkscience.com/2021/10/former-casac-chair-added-as-plaintiff-in-young-v-epa/>).

Table 1. Key Pro PM2.5 Authors Cited in 2021 EPA PM ISA Supplement & 2021 PM PA James E Enstrom, PhD December 10, 2021

| Authors Cited | | | | PM ISA Supp | PM PA |
|---|---------------|---|------------|-------------|----------|
| First Name | Last Name | Institution (connection to HTHCSPH) | State | Sep 2021 | Oct 2021 |
| Group 1) Key Harvard TH Chan School of Public Health & Other Northeast Investigators | | | | | |
| Michelle L | Bell | JHBSPH-->Yale U (2002 PhD Enviro Eng JHU) | MD-CT | 6 | 25 |
| Francesca | Dominici | JHBSPH-->HTHCSPH (1997 PhD Statistics U Padua IT) | IT-MD-MA | 21 | 50 |
| Jaime E | Hart | HTHCSPH (2008 ScD Env Health HTHCSPH) | MA | 15 | 24 |
| Francine | Laden | HTHCSPH (1998 ScD Epidemiology HTHCSPH) | MA | 10 | 18 |
| C Arden | Pope III | BYU (1981 PhD AgEcon ISU & 1993 IPH Env Health HTHCSPH) | UT-MA-UT | 33 | 43 |
| Joel D | Schwartz | US EPA-->HTHCSPH (1980 PhD Physics Brandeis) | MA | 55 | 77 |
| George D | Thurston | NYU (1983 ScD Env Health Sci HTHCSPH) | MA-NY | 7 | 29 |
| Annette | Zanobetti | HTHCSPH (1999 PhD Statistics U Florence IT) | IT-MA | 24 | 49 |
| Total Citations | | | | 171 | 315 |
| Group 2) Key Chinese Co-Authors of Dominici (and/or Schwartz) | | | | | |
| Roger D | Peng | JHBSPH (2003 PhD Statistics UCLA) | CA-MD | 2 | 20 |
| Qian | Di | Tsinghua U (2015 PhD Env Health HTHCSPH) | PRC-MA-PRC | 31 | 118 |
| Liuhua | Shi | Emory U (2016 ScD Env Health HTHCSPH) | PRC-MA-GA | 7 | 31 |
| Yan | Wang | HTHCSPH ScD Env Health & Biostat Candidate | PRC-MA | | |
| Yun | Wang | HTHCSPH PhD Research Biostatistics Scientist | PRC-MA | 44 | 57 |
| Total Citations | | | | 84 | 226 |
| Group 3) Key Canadian Investigators | | | | | |
| Jeffrey R | Brook | U Toronto DLSPH | CN | 14 | 26 |
| Richard T | Burnett | Health Canada, Ottawa | CN | 29 | 73 |
| Daniel L | Crouse | U New Brunswick, Fredericton | CN | 45 | 38 |
| Daniel | Krewski | U Ottawa | CN | 3 | 20 |
| Randall V | Martin | Dalhousie University, Halifax | CN | 25 | 51 |
| Lauren | Pinault | Statistics Canada, Ottawa | CN | 48 | 24 |
| Michelle L | Turner | U Ottawa | CN | 4 | 37 |
| Aaron | van Donkelaar | Dalhousie University, Halifax | CN | 26 | 71 |
| Scott | Weichenthal | Health Canada, Ottawa | CN | 12 | 35 |
| Michael | Jerrett | U Toronto-->USC-->UCB-->UCLA | CN-CA | 12 | 35 |
| Total Citations | | | | 218 | 410 |
| Group 4) Key Legacy Investigators Who Have Promoted PM2.5 Deaths | | | | | |
| Douglas W | Dockery | HTHCSPH (1979 ScD Env Health at HTHCSPH) | MA | 2 | 7 |
| Jonathan M | Samet | JHBSPH->USC DPM->CO SPH (1977 MS Epi HTHCSPH) | MD-CA-CO | 2 | 10 |
| Michael J | Thun | ACS National Retired (1983 MS Epi HTHCSPH) | GA | 1 | 4 |
| Susan M | Gapstur | ACS National Retired | GA | 3 | 14 |
| Total Citations | | | | 8 | 35 |
| Grand Total Citations | | | | 481 | 986 |

Table 2. Chinese Authors Cited in 2021 EPA PM ISA Supplement & 2021 PM PA James E Enstrom, PhD December 10, 2021

| Authors Cited | | | | PM ISA Supp | PM PA |
|--|-----------|-------------|--------|-------------|----------|
| First Name | Last Name | Institution | State | Sep 2021 | Oct 2021 |
| Chinese PM2.5 Co-Authors of Dominici (and often Schwartz) | | | | | |
| Howard H | Chang | Emory | MD-GA | 5 | 7 |
| Chen | Chen | HTHCSPH | PRC-MA | 0 | 5 |
| Yeonseung | Chung | HTHCSPH | PRC-MA | 0 | 0 |
| Linouhen | Dai | HTHCSPH | PRC-MA | 3 | 6 |
| Qian | Di | HTHCSPH | PRC-MA | 31 | 118 |
| Yiking | Dou | HTHCSPH | PRC-MA | 0 | 0 |
| Seulkee | Heo | HTHCSPH | PRC-MA | 0 | 0 |
| Lifang | Hou | HTHCSPH | PRC-MA | 0 | 0 |
| Wan | Jiao | HTHCSPH | PRC-MA | 0 | 0 |
| Chanmin | Kim | HTHCSPH | PRC-MA | 5 | 1 |
| Honghyok | Kim | HTHCSPH | PRC-MA | 0 | 4 |
| Hyung Joo | Lee | HTHCSPH | PRC-MA | 6 | 9 |
| Kyu Ha | Lee | HTHCSPH | PRC-MA | 4 | 7 |
| Nanye | Lee | HTHCSPH | PRC-MA | 5 | 11 |
| Jia Coca | Liu | HTHCSPH | PRC-MA | 12 | 10 |
| Pengfeu | Liu | HTHCSPH | PRC-MA | 14 | 10 |
| Roger D | Peng | JHBSPH | CA-MD | 2 | 20 |
| Luu | Pham | HTHCSPH | PRC-MA | 1 | 2 |
| Changyu | Shen | HTHCSPH | PRC-MA | 0 | 0 |
| Liuhua | Shi | HTHCSPH | PRC-GA | 7 | 31 |
| Helen H | Shu | Tufts | MA | 7 | 0 |
| Ji-Young | Son | HTHCSPH | PRC-MA | 6 | 4 |
| Shengzhi | Sun | HTHCSPH | PRC-MA | 3 | 5 |
| Yan | Wang | HTHCSPH | PRC-MA | | |
| Yun | Wang | HTHCSPH | PRC-MA | 44 | 57 |
| Yaguang | Wei | HTHCSPH | PRC-MA | 35 | 6 |
| Xiao | Wu | HTHCSPH | PRC-MA | 29 | 12 |
| Meihn | Yan | HTHCSPH | PRC-MA | 17 | 0 |
| Xu | Yue | HTHCSPH | PRC-MA | 0 | 0 |
| Jia | Zhao | HTHCSPH | PRC-MA | 0 | 0 |
| Total Citations | | | | 236 | 325 |

Table 3. Critical PM2.5 Authors Cited in 2021 EPA PM ISA Supplement & 2021 PM PA James E Enstrom, PhD December 10, 2021

| Authors Cited | | | PM ISA Supp | PM PA | |
|--|-------------|--|-------------|----------|----------|
| First Name | Last Name | Institution (NONE Trained at HTHCSPH) | State | Sep 2021 | Oct 2021 |
| Published Critics of the Claim that PM2.5 Causes Deaths | | | | | |
| Sarah R | Armstrong | Cambridge Environmental | MA | 0 | 0 |
| Jerome C | Arnett | Pulmonology Expert & CEI Retired | WV | 0 | 0 |
| Daren | Bakst | Heritage Foundation | DC | 0 | 0 |
| Brent | Bennett | Texas Public Policy Foundation | TX | 0 | 0 |
| Lester | Breslow | CA Dept Public Health & UCLA Former | CA | 0 | 0 |
| W Matt | Briggs | wmbriggs.com & Cornell U retired | NY | 0 | 0 |
| William B | Bunn | Navistar International & U So Carolina | SC | 0 | 0 |
| Edward J | Calabrese | U Massachuets Amherst | MA | 0 | 0 |
| Alan | Carlin | EPA Retired | VA | 0 | 0 |
| L Anthony | Cox | Cox Associates & U Colorado Denver | CO | 0 | 9 |
| Edmund A C | Crouch | Cambridge Environmental | MA | 0 | 0 |
| John D | Dunn | Darnall Army Medical Center | TX | 0 | 0 |
| Myron | Ebell | Competitive Enterprise Institute | DC | 0 | 0 |
| James E | Enstrom | UCLA Retired & Scientific Integrity Institute | CA | 0 | 0 |
| Gordon J | Fulks | Gordon Fulks and Associates & CO2 Coalition | OR | 0 | 0 |
| Michael | Fumento | AEI and Hudson Institute | DC | 0 | 0 |
| John F | Gamble | Exxon Retired | NJ | 0 | 0 |
| Lawrence | Garfinkel | ACS National Former | NY | 0 | 0 |
| Julie E | Goodman | Gradient | MA | 0 | 0 |
| John D | Graham | Harvard & Indiana U School Public Affairs | IN | 0 | 0 |
| Laura C | Green | Cambridge Environmental | MA | 0 | 0 |
| E Cuyler | Hammond | ACS National | NY | 0 | 0 |
| Martin | Hetzel | Represents 112 German Lung Specialists | GER | 0 | 0 |
| Thomas W | Hesterberg | Navistar International & CTEH | IL | 0 | 0 |
| Jon M | Heuss | Air Improvement | MI | 0 | 0 |
| John L | Hoare | AIR, Inc | NZ | 0 | 0 |
| Walter W | Holland | St Thomas's Hospital Medical School, London | UK | 0 | 0 |
| Michael | Hunnicutt | Texas Commission on Environmental Quality | TX | 0 | 0 |
| Thomas W | Hesterberg | Navistar International | AR | 0 | 0 |
| Warren | Kindzierski | U Alberta | CN | 0 | 0 |
| Matthias | Klingner | Represents 112 German Lung Specialists | GER | 0 | 0 |
| Thomas | Koch | Represents 112 German Lung Specialists | GER | 0 | 0 |
| Dieter | Köhler | Represents 112 German Lung Specialists--Leader | GER | 0 | 0 |
| Gary | Koop | U Leicester | UK | 0 | 0 |
| Goran | Krstic | Fraser Health | CN | 0 | 0 |
| Sabine S | Lange | Texas Commission on Environmental Quality | TX | 0 | 0 |
| Timothy L | Lash | Emory U & Epidemiology Journal | GA | 0 | 0 |
| Marlo | Lewis | Competitive Enterprise Institute | DC | 0 | 0 |
| Frederick W | Lipfert | Brookhaven Nat Lab Retired & Consultant | NY | 1 | 6 |
| Joseph L | Lyon | U Utah | NM | 0 | 0 |
| Roger O | McClellan | Toxicology Expert & Consultant | NM | 0 | 0 |
| Henry I | Miller | Hoover Institution & Pacific Research Inst | CA | 0 | 0 |
| Steven J | Milloy | JunkScience.com & Author | MD | 0 | 0 |
| A Alan | Moghissi | George Mason U & Inst Reg Science | VA | 0 | 0 |
| Suresh | Moolgavkar | U Washington & Exponent | WA | 0 | 0 |
| Daniel L | Nebert | U Cincinnati Retired | OH | 0 | 0 |
| Dennis | Paustenbach | Paustenbach & Associates | WY | 0 | 0 |
| Mikko | Paunio | U Helsinki | FIN | 0 | 0 |
| Steven | Piantadosi | JHBSPH->Cedars Sinai->Brigham&Women's | MA | 0 | 0 |
| Douglas A | Popken | Cox Associates & U Colorado Denver | CO | 0 | 0 |
| Robert F | Phalen | UC Irvine | CA | 0 | 0 |
| Anne E | Smith | National Economic Research Associates | DC | 0 | 1 |
| Richard L | Smith | U North Carolina | NC | 3 | 0 |
| Anthony V | Swan | Public Health Laboratory, London | UK | 0 | 0 |
| Lise | Tole | U Leicester | UK | 0 | 0 |
| Peter A | Valberg | Gradient | MA | 0 | 0 |
| Robert E | Waller | Department of Health, London | UK | 0 | 0 |
| Kathleen H | White | Texas Public Policy Foundation | TX | 0 | 0 |
| George T | Wolff | Air Improvement | MI | 0 | 0 |
| Clint | Woods | Americans for Prosperity & AAPCA | VA | 0 | 0 |
| Ronald E | Wyzga | Electric Power Research Institute | CA | 5 | 6 |
| S Stanley | Young | NISS Retired & CSTAT | NC | 3 | 0 |
| Total Citations | | | | 12 | 22 |

CASAC Chair Letters 041119&121619

Lipfert 2006 & 2020, no null findings

Smith on visibility, not PM2.5 deaths
Young 2017

Lipfert 2006 & 2020, no null findings
Young 2017

Table 4. Information on EPA CASAC Particulate Matter Panel Members James E Enstrom, PhD December 10, 2021

Authors Cited

| First Name | Last Name | Primary Institution | Positions Promoting PM2.5 Deaths/Regs | State | Recommend New PM2.5 | PM2.5-AP Pubs | Pro-PM2.5, EPA, NAS, or PM Panel Co-authors |
|------------|-----------|---------------------|---------------------------------------|-------|---------------------|---------------|---|
|------------|-----------|---------------------|---------------------------------------|-------|---------------------|---------------|---|

CASAC Members on PM Panel

| | | | | | | | |
|-------------|------------------|----------------------|-------------------|----|-------|----|---|
| Elizabeth A | Sheppard | U Washington | IPMRP, HEI Health | WA | | 35 | Fann (EPA), Laden, Peel, Schwartz |
| Michelle L | Bell | Yale U | HEI Health Review | CT | 8-10 | 41 | Dominici, Peng, Rich, Schwartz, Zanobetti |
| James W | Boylan | Georgia Natural Res | CASAC 2020 | GA | 10-11 | 3 | Russell (NAS NAAQS) |
| Judith C | Chow | Desert Research Inst | IPMRP | NV | 8-10 | 55 | Watson JG |
| Mark W | Frampton | U Rochester | CASAC 2020 | NY | 8-10 | 6 | Rich, Hopke & Utell (former CASAC) |
| Christina H | Fuller | Georgia State U | | GA | 9-11 | 18 | Sarnat |
| Alexandra G | Ponette-Gonzalez | U North Texas | | TX | 8-10 | 0 | |

Remaining PM Panel Members

| | | | | | | | |
|------------------|-----------------|-------------------|------------------------|-----------|------|----|--|
| Peter J | Adams | Carnegie Mellon U | IPMRP | PA | | 5 | Lave |
| George A | Allen | NESCAUM | NESCAUM, IPMRP | MA | 8-10 | 5 | Dockery, Speizer |
| John R | Balmes | UCSF & UCB | CARB, IPMRP | CA | 8-10 | 13 | Burnett, Gapstur, Jerrett, Pope, Turner |
| Jane E | Clougherty | Drexel U | HEI Health Review | PA | 8-10 | 20 | Dominici, Laden |
| Deborah A | Cory-Slechta | U Rochester | | NY | 8-10 | 19 | Balmes |
| Terry | Gordon | New York U | IPMRP | NY | 9-11 | 11 | Thurston, Lippmann (former CASAC) |
| Michael T | Kleinman | UC Irvine | CARB SRP, IPMRP | CA | 8-10 | 6 | |
| Stephanie | Lovinsky-Desir | Columbia U | | NY | 8-10 | 12 | |
| Jennifer L | Peel | Colorado State U | HEI Review Comm | CO | 8-10 | 14 | Sarnat, Sheppard |
| David Q | Rich | U Rochester | | NY | 8-10 | 19 | Bell, Dockery, Frampton, Hopke & Utell |
| Jeremy A | Sarnat | Emory U | IPMRP | GA | 8-10 | 23 | Peel, Russell, Schwartz, Zanobetti |
| Neeta | Thakur | UCSF | | CA | 8-10 | 6 | Balmes |
| Barbara J | Turpin | U North Carolina | IPMRP, HEI Health | NC | 8-10 | 20 | Hopke, Rich |
| Marc G | Weisskopf | HTHCSPH | HEI Health Review | MA | 8-10 | 11 | Dominici, Hart, Laden, Schwartz, Zanobetti |
| Corwin M | Zigler | U Texas Austin | HEI Health Review | TX | 8-10 | 6 | Dominici, Samet |

Total PM2.5-AP Publications by PM Panel 348

June 29, 2020

To:

Docket ID No. **EPA-HQ-OAR-2015-0072**

FRL-10008-31-OAR

[Review of the National Ambient Air Quality Standards for Particulate Matter](#)

<https://www.regulations.gov/comment?D=EPA-HQ-OAR-2015-0072-0069>

U.S. Environmental Protection Agency

1200 Pennsylvania Avenue, NW

Washington, DC 20460

From:

James E. Enstrom, Ph.D., M.P.H.

UCLA and Scientific Integrity Institute

907 Westwood Boulevard #200

Los Angeles, CA 90024

<http://www.scientificintegrityinstitute.org>

jenstrom@ucla.edu

(310) 472-4274

This Comment strongly supports the EPA Administrator’s proposed decision to retain the current **National Ambient Air Quality Standards for Particulate Matter**, as described in the [April 30, 2020 Federal Register](#). The summary of this decision is “Based on the Environmental Protection Agency’s (EPA’s) review of the air quality criteria and the national ambient air quality standards (NAAQS) for particulate matter (PM), the Administrator has reached proposed decisions on the primary and secondary PM NAAQS. With regard to the primary standards meant to protect against fine particle exposures (*i.e.*, annual and 24-hour PM_{2.5} standards), the primary standard meant to protect against coarse particle exposures (*i.e.*, 24-hour PM₁₀ standard), and the secondary PM_{2.5} and PM₁₀ standards, the EPA proposes to retain the current standards, without revision.” and “the Administrator proposes to conclude that the scientific evidence that has become available since the last review of the PM NAAQS, together with the analyses in the PA based on that evidence, does not call into question the public health protection provided by the current annual and 24-hour PM_{2.5} standards.” Currently, the EPA has primary and secondary standards for PM_{2.5} (annual average standards with levels of 12.0 micrograms per cubic meter (µg/m³) and 15.0 µg/m³, respectively; 24-hour standards with 98th percentile forms and levels of 35 µg/m³; values are averaged over 3 years).

1. The first justification for retaining the current PM NAAQS is contained in the 257-page December 16, 2019 EPA Clean Air Scientific Advisory Committee (CASAC) [PM Policy Assessment \(PA\) Report](#). The CASAC Chair LOUIS ANTHONY (TONY) COX, JR., PhD, is a distinguished scientist and a renowned expert in the health risks associated with PM_{2.5}. His impressive background is summarized in his own Bio Sketch shown below.

LOUIS ANTHONY (TONY) COX, JR., PH.D., BIO SKETCH

(http://cox-associates.com/index_htm_files/Coxbio.pdf)

Cox Associates, 503 Franklin Street, Denver, Colorado, 80218

(303)-388-1778 (Phone); (303)-388-0609 (Fax); tcoxdenver@aol.com

Tony Cox is a risk analyst and President of Cox Associates (www.cox-associates.com), a Denver-based applied operations research and analytics company specializing in data science and statistics applied to public and occupational health, safety, and environmental risk analysis; epidemiology; policy analytics; and customer behavior modeling. Since 1986, Cox Associates' analysts and scientists have applied epidemiological, risk analysis, and operations research models and advanced analytics to measurably improve health and environment risk assessment and decision-making for public and private sector clients. In 2006, Cox Associates was inducted into the Edelman Academy of the Institute for Operations Research and Management Science (INFORMS), recognizing outstanding real-world achievements in the practice of operations research and the management sciences. In 2012, Dr. Cox was inducted into the National Academy of Engineering (NAE), "For applications of operations research and risk analysis to significant national problems." He has served as a member of the National Academies' Board on Mathematical Sciences and their Applications (BMSA) (2012-2016) and currently chairs the Clean Air Scientific Advisory Committee (CASAC) for the United States Environmental Protection Agency (EPA).

Dr. Cox holds a Ph.D. in Risk Analysis and an S.M. in Operations Research, both from MIT; an AB from Harvard University; and is a graduate of the Stanford Executive Program. He has served as Honorary Full Professor of Mathematics at the University of Colorado, Denver, lecturing on applied statistics, data science, decision and risk analysis, biomathematics, health risk modeling, and causality; on the Faculties of the Center for Computational Mathematics and the Center for Computational Biology; and as Clinical Professor of Biostatistics and Informatics at the University of Colorado Health Sciences Center. He has served as an expert in risk analysis on many National Academies, World Health Organization, EPA, USDA, and other agency projects, committees, and advisory boards.

Dr. Cox is Editor-in-Chief of *Risk Analysis: An International Journal*. He is Area Editor for Real World Applications for the *Journal of Heuristics*, and is on the Editorial Boards of *Decision Analysis* and the *International Journal of Operations Research and Information Systems*. He is a Fellow and an Edelman Laureate of INFORMS, a member of the American Statistical Association (ASA), and a lifetime Fellow of the Society for Risk Analysis (SRA). In 2015 and 2018, his research applying machine learning to high-throughput screening data for endocrine disruptors and carcinogenicity won Best Published Papers Demonstrating an Application of Risk Assessment awards from the Society of Toxicology Risk Assessment Specialty Section. His previous research has won the Society of Toxicology's Outstanding Published Paper in Risk Assessment Award and the Society for Risk Analysis Outstanding Risk Practitioner Award. In 2008, his solution to a challenge on "Statistical Methods to Predict Clinical Response" won an Inno Centive Award.

Dr. Cox has taught many graduate and professional courses in risk analysis, decision analysis, and advanced analytics. He has authored and co-authored over 200 journal articles and book chapters on these fields. His most recent books are *Causal Analytics for Applied Risk Analysis* (Springer, 2018), *Breakthroughs in Decision Science and Risk Analysis* (Wiley, 2015), *Improving Risk Analysis* (Springer, 2013), *Risk Analysis of Complex and Uncertain Systems* (Springer, 2009) and the *Wiley Encyclopedia of Operations Research and Management Science* (Wiley, 2011), which Dr. Cox co-edited. He has over a dozen U.S. patents on applications of artificial intelligence, signal processing, statistics and operations research. His current research interests include computational statistical methods for causal inference in public and occupational health risk analysis, data-mining, and advanced decision analysis, optimization, and learning in uncertain and changing environments.

Key quotes from the December 16, 2019 CASAC PM PA Report, with key phrases in bold, are as follows:

Page 1: The Draft PM PA depends on a Draft Particulate Matter (PM) Integrated Science Assessment (ISA) that, as noted in the April 11, 2019, CASAC Report on the Draft PM ISA, does not provide a sufficiently comprehensive, systematic assessment of the available science relevant to understanding the health impacts of exposure to PM, due largely to a lack of a comprehensive, systematic review of relevant scientific literature; inadequate evidence and rationale for altered causal determinations; and a need for clearer discussion of causality and causal biological mechanisms and pathways. Given these limitations in the underlying science basis for policy recommendations, and diverse opinions about what quantitative uncertainty analysis and further analysis of all relevant data using the best available scientific methods would show, **some CASAC members conclude that the Draft PM PA does not establish that new scientific evidence and data reasonably call into question the public health protection afforded by the current 2012 PM2.5 annual standard.**

Page 3: Future changes in public health risks that might be caused by reducing PM2.5 exposures are currently highly uncertain. The CASAC recommends that the PM PA better characterize this uncertainty using quantitative uncertainty analysis. Such an analysis should account for model uncertainty, exposure estimation errors, and both inference (internal validity) and generalization (external validity) uncertainties. As described above and in further detail in the consensus responses, the CASAC members did not come to consensus on whether the new scientific evidence and data reasonably call into question the public health protection afforded by the current 2012 PM2.5 annual standard. The CASAC recommends that the final PM PA provide quantitative uncertainty and sensitivity analyses to provide a clearer technical and scientific basis for data interpretation and policy making. **The CASAC agrees with the EPA and finds that the available evidence does not call into question the adequacy of public health protection afforded by the current 24-hour PM2.5 standard and concurs that it be retained.**

Page B-10: To “serve as a source of policy-relevant information that informs the Agency’s review of the NAAQS for PM,” the PA should use valid and empirically validated scientific methods to address the question of whether and how much changes in policy would affect public health risks. As just mentioned, the current draft PA is based largely on epidemiological evidence of positive associations between exposures and health effects in studies that do not fully test and control for confounding, coincident historical trends, and other non-causal sources of associations. These associations (such as the beta coefficients in Table C-1) are then used as if they were known to be valid causal predictors for simulating how changes in exposure would change health risks. This is not sound science. **The resulting conclusions and predictions are not scientifically valid and should not be used to guide policies that are to be based on sound science.**

Page B-19: The PA provides no valid scientific information about how changing PM air quality standards would change (or, in the recent past, has changed) public health risks. A scientifically sound analysis would require considering relevant real-world evidence that the PM has ignored ; clearly defining and then appropriately calculating beta values (or other formulas for quantifying causal effects on public health of changing PM2.5) while correcting for causally relevant covariates (e.g., month and high and low daily temperatures and other confounders), exposure estimation errors, and modeling errors and biases; and distinguishing between association and causation. **Since the PA does not do these things, it should not be used as if it provided valid scientific information about health risks.**

Page B-21: “The PA states (p. 3-21) that “The draft ISA concludes that, ‘collectively, this body of evidence is sufficient to conclude that a causal relationship exists between long-term PM2.5 exposure and total mortality’.” However, since “this body of evidence” consists primarily of associations in studies that did not fully control for causally relevant covariates (such as month and daily high and low temperatures) and that were not designed or analyzed to permit valid causal inferences, **the conclusion that “this body of evidence is sufficient to conclude that a causal relationship exists between long-term PM2.5 exposure and total mortality” is unwarranted. It is not implied by, or consistent with, the principles of sound science previously discussed.**

2. The second justification for retaining the current PM NAAQS is my extensive epidemiologic evidence that there is NO relationship between PM2.5 and total mortality in the US. This weak epidemiologic relationship drives the claim that PM2.5 *causes* premature deaths and the cost-benefit justification for many EPA Regulations. The evidence that there is NO relationship negates the primary public health justification for the PM2.5 NAAQS. There are six primary reasons that PM2.5 does not *cause* premature deaths:

a) No Etiologic Mechanism: This is no experimental proof that 1-5 lifetime grams (μg/day) of PM2.5 causes death $\text{PM}_{2.5}\mu\text{g}/\text{m}^3$

b) Weak Epidemiologic Risk: Tiny positive relative risks ($\text{RR}<1.10$) do not prove that PM2.5 causes death and reductions of in PM2.5 levels have not clearly reduced the supposed mortality risks

c) Ecological Fallacy: PM2.5 monitors of ambient air provide inaccurate measurements of individual human exposure and there are NO PM2.5 measurements of individual exposure

d) Uncontrolled Confounding Variables: Co-pollutants, temperature, geography, and other factors can reduce or eliminate an apparent relationship

e) Access to Underlying Data: Enstrom independent analysis of American Cancer Society data (CA CPS I and CPS II) demonstrates the importance of access to underlying epidemiologic data (see next section)

f) Totality of US Cohort Studies Shows NO Relationship: Objective meta-analysis shows NO statistically significant relationship between long-term PM2.5 exposure and total mortality in nine US and six California prospective epidemiologic cohorts

My detailed [October 17, 2019 Comment](#) on the 2019 Draft EPA PM PA contains strong evidence that there is NO causal relationship between PM2.5 and total mortality in the US and it demonstrates the importance of access to underlying data as per the proposed EPA Transparency Rule. To illustrate the severe flaws in 2019 PM PA, I focus on the “All-cause mortality” portion of Figure 3-3 within Section 3.2.3 PM2.5 Concentrations in Key Studies Reporting Health Effects of Chapter 3 REVIEW OF THE PRIMARY STANDARDS FOR PM2.5 of the 2019 PM PA. A key sentence on page 3-52 states “To evaluate the PM2.5 air quality distributions in key studies in this review, we first identify the epidemiologic studies assessed in the draft ISA that have the potential to be most informative in reaching conclusions on the primary PM2.5 standards.”

Unfortunately, Figure 3-3 on page 3-54 does not properly describe the results from the nine US prospective cohort studies of PM2.5 and total mortality. Figure 3-3 of 2019 PM PA deliberately misrepresents the US epidemiologic evidence on the relationship of PM2.5 to total (all cause) mortality and obscures the null relationship that exists in a proper meta-analysis of the nine major US cohort studies with published findings. Particularly troubling is the unjustified omission from the 2019 PM PA of my March 28, 2017 "[Fine Particulate Matter and Total Mortality in Cancer Prevention Study Reanalysis](#)" in *Dose-Response* (Enstrom 2017) and my May 29, 2018 "[Response to Criticism](#)" in *Dose-Response* (Enstrom 2018). My seminal reanalysis of ACS CPS II identified major flaws in [Pope 1995](#), the key study underlying the 1997 PM NAAQS.

Instead of properly examining the detailed findings in my reanalysis, SECTION 11.2: Long-Term PM2.5 Exposure and Total Mortality of the 2018 PM ISA dismissed my reanalysis in two *inaccurate* sentences: "A recent reanalysis of early ACS results observed a null association between county-level averages of PM2.5 measured by the Inhalable Particle Network between 1979 and 1983 and deaths between 1982 and 1988 (HR: 1.01; 95% CI: 1.00, 1.02) (Enstrom, 2017). Inconsistencies in the results could be due to the use of 85 counties in the ACS analysis by Enstrom (2017) and 50 Metropolitan Statistical Areas in the original ACS analysis (Pope et al., 1995)."

A proper meta-analysis of the relationship between PM2.5 and total mortality in nine US cohort studies is given in the September 28, 2018 Intrepid Insight (II) article "[Statistical Review of Competing Findings in Fine Particulate Matter and Total Mortality Studies](#)".

II Table B3: Intrepid Insight Computation of Fixed and Random Effects Meta-Analysis

Nine US Cohorts That Analyzed Ambient Fine Particulate Matter (PM2.5) and Total (All-cause) Mortality
Relative Risk (RR and 95% CI) of Total Mortality Associated with Increase of 10 µg/m³ in PM2.5

| US Cohort Studies | Author | Year | RR Table | F-U Years | RR | 95%CI(L) | 95%CI(U) |
|---|-------------|------|----------|-----------|-------|----------|----------|
| Veterans Study | Lipfert | 2000 | T6 | 1986-1996 | 0.890 | 0.850 | 0.950 |
| Medicare (MCAPS) Eastern US | Zeger | 2008 | T3 | 2000-2005 | 1.068 | 1.049 | 1.087 |
| Medicare (MCAPS) Central US | Zeger | 2008 | T3 | 2000-2005 | 1.132 | 1.095 | 1.169 |
| Medicare (MCAPS) Western US | Zeger | 2008 | T3 | 2000-2005 | 0.989 | 0.970 | 1.008 |
| ACS Cancer Prevention Study (CPS II) | HEI RR140 | 2009 | T34 | 1982-2000 | 1.028 | 1.014 | 1.043 |
| Nurses Health Study | Puett | 2009 | T3 | 1992-2002 | 1.260 | 1.020 | 1.540 |
| Health Professionals FU Study | Puett | 2011 | T2 | 1989-2002 | 0.860 | 0.720 | 1.020 |
| Harvard Six Cities Study (H6CS) | Lepeule | 2012 | T2 | 1974-2009 | 1.140 | 1.070 | 1.220 |
| Agricultural Health Study | Weichenthal | 2015 | T2 | 1993-2009 | 0.950 | 0.760 | 1.200 |
| NIH-AAPR Diet and Health Study | Thurston | 2016 | T2 F3 | 2000-2009 | 1.025 | 1.000 | 1.049 |
| National Health Interview Survey | Parker | 2018 | T3corr | 1997-2011 | 1.016 | 0.979 | 1.054 |
| Intrepid Insight Random Effects Meta-Analysis | Summary | RR | | | 1.031 | 0.997 | 1.066 |

Q Test Statistic = 109.5100704 I² 90.87%

Cochrane's Q Test for Homogeneity of Studies (Null Hypothesis: Studies are Homogenous)

P-Value = 6.69843E-19 → Since Studies fail Test for Homogeneity, Random Effects Meta-Analysis

Yields Summary RR = 1.031 (0.997-1.066), which is statistically consistent with 1.000 (NO relationship)

The original Zeger 2008 analysis of the Medicare cohort (MCAPS) was included in this meta-analysis rather than the Di 2017 analysis, because of the serious concerns about Di 2017 that I stated in my [October 12, 2017 NEJM letter](#). Dominici, the key author on both studies, does not explain how the overall RR increased from 1.044 in the Zeger 2008 analysis to 1.073 in the Di 2017 analysis. Di 2017 does not even cite Zeger 2008. If the Medicare (MCAPS) cohort is removed from the meta-analysis because it does not properly control for confounders, II Table B4 shows that the Summary RR = 1.014 (0.973-1.057), which is also NO relationship.

Contrary to the evidence in the detailed II Table B3, the 2019 PM PA Figure 3-3 misrepresents the US evidence and inappropriately includes Canadian evidence. For instance, Figure 3-3 omits the null findings in the original Veterans Study (Lipfert 2000), as shown in II Table B3. In addition, Figure 3-3 includes results from the CPS II cohort twice (Pope 2015 and Turner 2016) and does not mention that my reanalysis found serious flaws in Pope 1995, HEI 2000, and HEI 2009. These flaws raise doubts about the validity of subsequent 'secret science' CPS II analyses by Pope and Turner. Figure 3-3 includes results from the Medicare cohort five times (Di 2017, Shi 2016, Wang 2017, Kiomourtzoglou 2016, Zeger 2008). There is no mention that the original Medicare study (Zeger 2008) is not consistent with the recent study (Di 2017). Figure 3-3 includes results from the Nurses Health Study twice (Puett 2009 and Hart 2015) and there is no mention that Puett 2009 and Puett 2011 omitted California subjects, who most likely had null findings. Inclusion of multiple hazard ratio (RR) results from the same cohort is inappropriate and gives the misleading impression that the RRs in most of the US cohorts are positive. Inclusion in Figure 3-3 of results from Canadian studies is totally inappropriate because these positive Canadian RRs are not relevant to PM2.5 findings and policy assessment in the US. To show how the 2019 PM PA presented these results, Figure 3-3 on page 3-54 of the 2019 PM PA is reproduced below. First, I document that there is NO relationship between PM2.5 and total mortality in California.

II Table B7: Intrepid Insight Computation of Fixed and Random Effects Meta-Analysis

Six CA Cohorts That Analyzed Ambient Fine Particulate Matter (PM2.5) and Total (All-cause) Mortality

Relative Risk (RR and 95% CI) of Total Mortality Associated with Increase of 10 µg/m³ in PM2.5

| California Cohort Studies | Author | Year | RR Table | F-U Years | RR | 95%CI(L) | 95%CI(U) | |
|---|-----------|------|----------|-----------|------------|----------|----------|-------|
| Adventist Health Study (AHSMOG) | McDonnell | 2000 | T3+ | 1977-1992 | 1.000 | 0.950 | 1.050 | |
| CA ACS Cancer Prevention (CA CPS I) | Enstrom | 2005 | T7 | 1983-2002 | 0.997 | 0.978 | 1.016 | |
| Medicare (MCAPS) Western US | Zeger | 2008 | T3 | 2000-2005 | 0.989 | 0.970 | 1.008 | |
| CA ACS Cancer Prevention (CA CPS II) | Krewski | 2010 | T2 | 1982-2000 | 0.968 | 0.916 | 1.022 | |
| California Teachers Study | Ostro | 2015 | Appx | 2001-2007 | 1.010 | 0.980 | 1.050 | |
| CA NIH-AAPR Diet and Health Study | Thurston | 2016 | T2 F3 | 2000-2009 | 1.017 | 0.990 | 1.040 | |
| Intrepid Insight Fixed Effects Meta-Analysis | | | | | Summary RR | 0.999 | 0.988 | 1.009 |
| Intrepid Insight Random Effects Meta-Analysis | | | | | Summary RR | 0.999 | 0.988 | 1.009 |

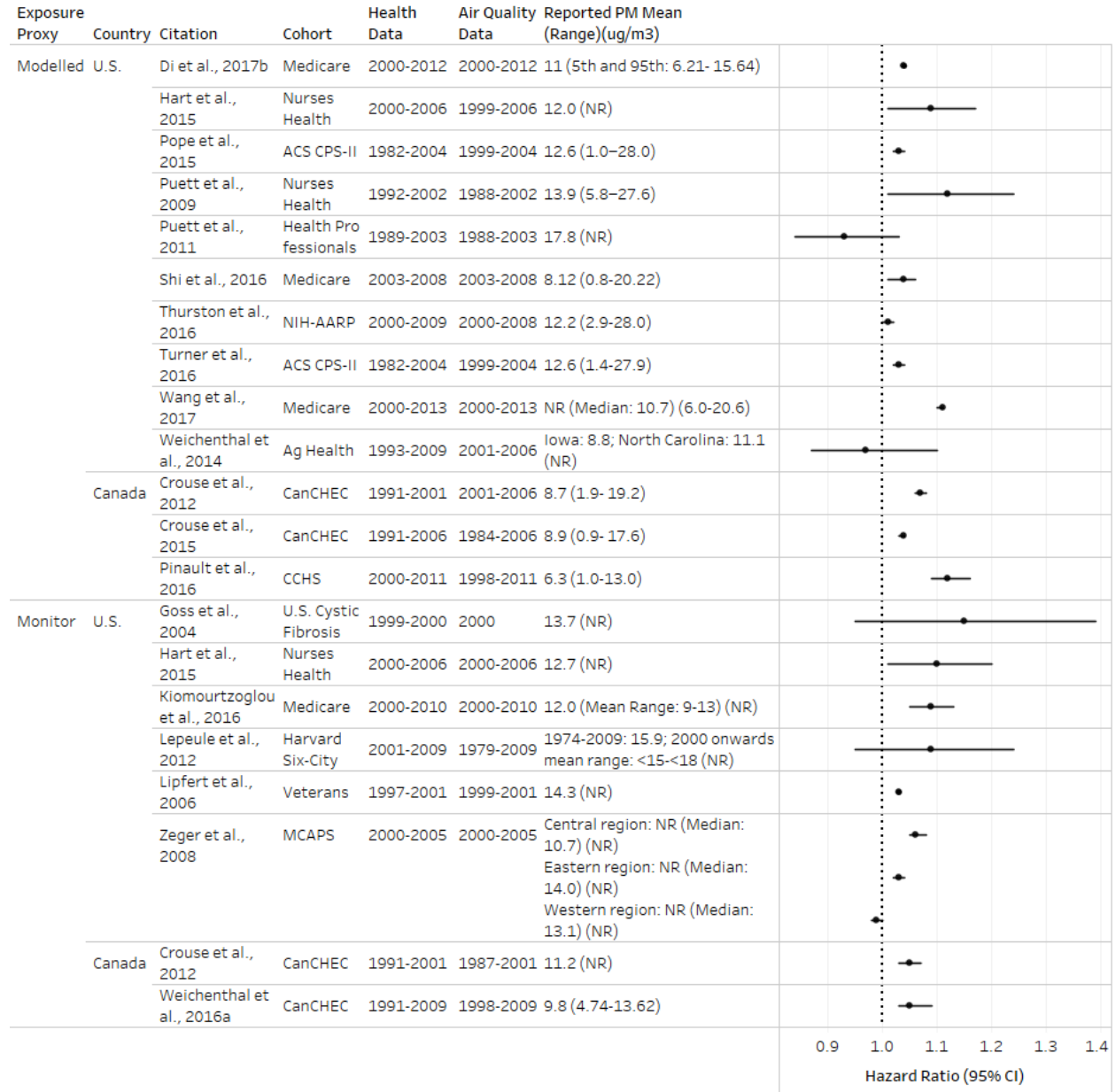
Q Test Statistic = 4.7683 I² -4.86%

Cochrane's Q Test for Homogeneity of Studies (Null Hypothesis: Studies are Homogenous)

P-Value = 0.4448 → Since Studies satisfy Test for Homogeneity, Fixed and Random Effects Meta-Analysis Yield Summary RR = 0.999 (0.988-1.009), which is statistically consistent with 1.000 (NO relationship)

2019 PM PA Figure 3-3. Epidemiologic studies examining associations between long-term PM2.5 exposures and [all-cause] mortality.

All-cause mortality



3. The third justification for retaining the current PM NAAQS is the strong evidence that I provided in my [March 18, 2020 Comment](#) and my [April 17, 2020 Comment](#) in support of the March 18, 2020 Supplemental Proposed EPA Rule [supplemental rule](#) “Strengthening Transparency in Regulatory Science.” in the Federal Register “This supplemental notice of proposed rulemaking (SNPRM) includes clarifications, modifications and additions to certain provisions in the Strengthening Transparency in Regulatory Science Proposed Rulemaking.” On April 30, 2018, the EPA published its [proposed rule](#) in the Federal Register “This document proposes a regulation intended to strengthen the transparency of EPA regulatory science. The proposed regulation provides that when EPA develops regulations, including regulations for which the public is likely to bear the cost of compliance, with regard to those scientific studies that are pivotal to the action being taken, EPA should ensure that the data underlying those are publicly available in a manner sufficient for independent validation.” My independent access to underlying ACS data (CA CPS I and CPS II) made possible the NULL evidence that I have published shown NO relationship between PM2.5 and total mortality, as shown in II Table B3 and II Table B7 above.

The request for data underlying EPA regulations dates back to the May 16, 1994 CASAC Chair George T. Wolff, MD letter to EPA regarding the then forthcoming Particulate Matter Review: “As scientists affiliated with CASAC, we are concerned that the appropriate analyses be conducted prior to our review. In that spirit, we request that the Agency take steps to assure that crucial data sets linking exposure to particulate matter and health responses are available for analysis by multiple analytical teams, thereby assuring the validity of the results before they are used in making regulatory decisions on the National Ambient Air Quality Standards for Particulate Material.” The full 1994 letter is shown below.

The June 13, 1996 CASAC Chair George T. Wolff, MD letter to EPA illustrates the weaknesses of the evidence regarding the establishment of the 1997 PM2.5 NAAQS. Of the eight PM experts in the three most relevant disciplines (epidemiology, toxicology, and statistics), four (Drs. Lartzt, Mauderly, Sly, and Stolwijk) recommended an annual PM2.5 standard that varied from 15 to 30 $\mu\text{g}/\text{m}^3$ and averaged 23.1 $\mu\text{g}/\text{m}^3$, and four (Drs. McClellan, Menzel, Samet, and Speizer) recommended NO annual PM2.5 standard. The annual 1997 PM2.5 standard as set at 15 $\mu\text{g}/\text{m}^3$, the low end of all these recommendations. A key quote from the letter states the uncertainties that still exist “The diversity of opinion also reflects the many unanswered questions and uncertainties associated with establishing causality of the association between PM2.5 and mortality. The Panel members who recommended the most stringent PM2.5 NAAQS, similar to the lower part of the ranges recommended by the Staff, did so because they concluded that the consistency and coherence of the epidemiology studies made a compelling case for causality of this association. However, the remaining Panel members were influenced, to varying degrees by the many unanswered questions and uncertainties regarding the issue of causality. The concerns include: exposure misclassification, measurement error, the influence of confounders, the shape of the dose-response function, the use of a national PM2.5 / PM10 ratio to estimate local PM concentrations, the fraction of the daily mortality that is 2.5 advanced by a few days because of pollution, the lack of an understanding of toxicological mechanisms, and the existence of possible alternative explanations.” The full 1996 letter is shown below.

4. The fourth justification for retaining the current PM NAAQS is contained in Our Nation’s Air Summary Chart of “Air Quality Improves as America Grows” shown above and in the points below

a. Recent trends in air quality, including innovation-driven progress across emissions, concentrations, and U.S. competitiveness, demonstrate that a more stringent particulate matter NAAQS is not necessary.

b. In the entire U.S., only 9 full counties and 7 partial counties (out of more than 3,000) fail to meet the most recent national standards for fine particulate matter, which were set by the Obama Administration at a level designed to protect public health with an adequate margin of safety for susceptible populations. 14 of these counties are located in California:



c. In recent years, the U.S. has had far lower fine particulate matter levels than nearly [any country on earth](#). At present, U.S. concentrations are less than one-sixth the global average, seven times below China, and roughly half of particulate matter levels in continental Europe.

d. EPA’s June 2020 [Our Nation’s Air](#) report demonstrates dramatic recent progress for particulate matter. Across the U.S., fine particulate matter concentrations have dropped by roughly 43 percent between 2000 and 2019. Over that same period, direct emissions of fine particulate matter also fell by 43 percent, and anthropogenic emissions of pollutants that can be a precursor to PM2.5 followed a similar trend, including sulfur dioxide (down 88 percent), oxides of nitrogen (down 61 percent), and volatile organic compounds (down 28 percent).

e. Between 1970 and 2019, the combined emissions of the six common pollutants (PM2.5 and PM10, SO₂, NO_x, VOCs, CO and Pb) dropped by 77 percent. This progress occurred while the U.S. economy continued to grow, Americans drove more miles, and population and energy use increased.

Public Comment for CASAC

Richard L. Smith

November 17, 2021

1 Introduction

I am a professor of Statistics and Biostatistics, University of North Carolina, Chapel Hill (UNC). I am a member of EPA's Science Advisory Board (SAB) and a member of a National Academies Committee on *Assessing Causality from a Multidisciplinary Evidence Base for National Ambient Air Quality Standards*. The study I report below was partially financed by an industry sponsor. The views I express here are entirely my own views and do not reflect the opinions of UNC, the SAB, the National Academies or the industry sponsor.

First, I would like to thank the EPA and CASAC for organizing this public comment session. As a member of the SAB, I have often found the public comments to be very helpful in orienting the discussion. I hope you find today's comments similarly helpful.

2 My Study

This study [2] concerned analyzed short-term mortality associations with $\text{PM}_{2.5}$ above and below $12 \mu\text{g}/\text{m}^3$ (the current long-term standard). Specific details include:

- Medicare data: ≈ 16 million deaths, 1999–2013;
- $\text{PM}_{2.5}$ data from EPA data product (the Remote Sensing information Gateway), and monitors;
- Temperature and dewpoint data from NOAA (the Global Summary of Data dataset);
- Analysis by case-crossover method with 28-day comparison window;
- Concentration-response functions: linear, non-linear or “broken stick” model (two straight lines joined at $12 \mu\text{g}/\text{m}^3$), applied to $\text{PM}_{2.5}$, mean of day 0 and day 1 lags;
- Meteorological adjustment: nonlinear functions of temperature and dewpoint both current day and average of 3 lagged days.

The results may be summarized as follows:

- Positive (statistically significant) dependence between mortality and $\text{PM}_{2.5}$ when linear C-R function is fitted to full range or broken stick model above $12 \mu\text{g}/\text{m}^3$;

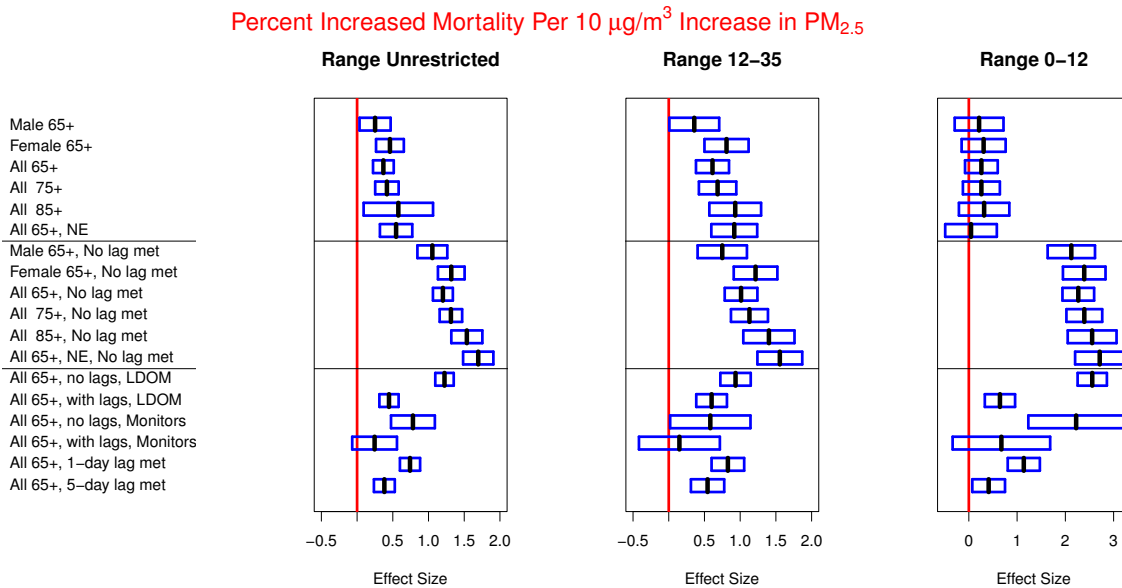


Figure 1: Estimated percent change in mortality and 95% confidence intervals associated with 10 $\mu\text{g}/\text{m}^3$ rise in $\text{PM}_{2.5}$ for various subpopulations and statistical models. Left group of plots: linear concentration-response function fitted to full range of $\text{PM}_{2.5}$. Middle and right groups: “broken stick” model fitted to ranges 12–35 and 0–12 $\mu\text{g}/\text{m}^3$. Top to bottom: models that include lagged meteorology; models that exclude lagged meteorology; various sensitivity analyses.

- No significant effect below 12 $\mu\text{g}/\text{m}^3$;
- But if lagged meteorology is omitted, the effects are larger across the board, and statistically significant in all ranges;
- These results are robust across various sensitivity analyses;
- Non-linear C-R curves confirm a similar discrepancy between the results that do or do not include lagged meteorology.

These results are illustrated in Figures 1 and 2.

3 Relevance to the ISA

There is another study that included many of the same variables. This study was highly cited in the ISA (and the PA) [1]. This study:

- Used Medicare data from almost the same time period;
- Different constructions of $\text{PM}_{2.5}$ and meteorology;
- Similar but not identical statistical and computational methodology;

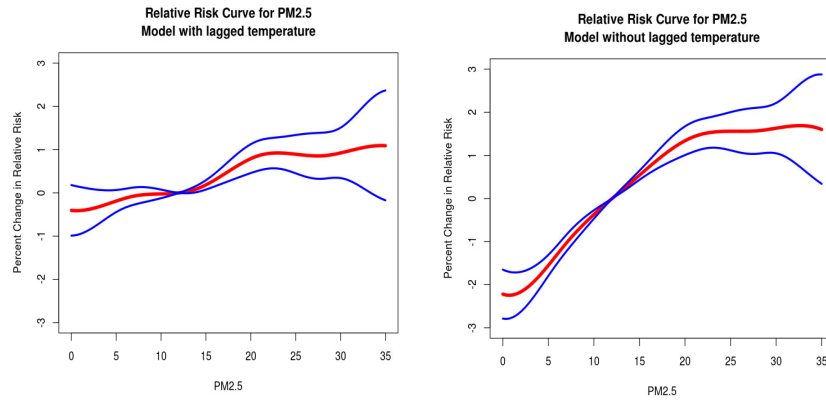


Figure 2: Nonlinear risk curves: percent change in mortality compared with a reference level of $12 \mu\text{g}/\text{m}^3$ $\text{PM}_{2.5}$, with pointwise 95% confidence limits

- Included nonlinear meteorology effects for day of death, but *not* for lagged days;
- This study found highly statistically significant effects for $\text{PM}_{2.5}$ both above and below $12 \mu\text{g}/\text{m}^3$.

I believe this study was deficient. If they had investigated the confounding effect of lagged meteorology, they would have found the same thing as I did.

4 Discussion

This is *not* about discrediting that particular group of researchers. They are a very well known group who have made many creative contributions to air pollution epidemiology.

Rather, I believe this highlights the generic problem with all observational studies: the results can sometimes be highly sensitive to seemingly minor changes in the statistical methodology.

For the remainder of this presentation, I want to focus on two broader issues.

4.1 Publication Bias

This paper was submitted to one of the major epidemiology journals. The referees found no technical fault with the paper. Nevertheless, the editor rejected it. After extensive correspondence with the editor, I felt I had no choice but to withdraw the paper. The paper is now (about to be) resubmitted to another journal.

I do not dispute the right of journal editors to select papers for publication as they see fit, but I believe this creates a distinct bias in the EPA assessment process.

4.2 Transparency and Reproducibility

The previous Administrator of EPA introduced a “Transparency Rule”, ostensibly to insure that data from air pollution studies would be available for reanalysis. Numerous scientific commentators, *including his own Science Advisory Board*, objected that the rule was unworkable. The rule was reversed by the current Administrator.

Despite these developments, there has been no progress towards insuring greater reproducibility (or replicability) in EPA studies

5 Recommendations

- EPA should establish a public database of air pollution studies that have been approved by an IRB or equivalent body, much as exists for clinical trials.
 - The results of these studies should be retained in the database, regardless of their outcome;
 - If this system had been in place, the results of my study would have been available two years ago, and there would be no argument about their eligibility for the ISA.
- EPA should set aside funds for reanalysis of air pollution studies when appropriate, preferably through open competition among academic researchers.
- CASAC should include “replicability” as an explicit criterion for weighting air pollution studies. For some of the papers in the ISA, it’s very hard for me to see how they could ever be replicated.

In conclusion, I thank you for your attention.

References

- [1] Qian Di, Lingzhen Dai, Yun Wang, Antonella Zanobetti, Christine Choirat, Joel D. Schwartz, and Francesca Dominici. Association of short-term exposure to air pollution with mortality in older adults. *JAMA*, 318 (24):2446–2556, 2017.
- [2] Richard L. Smith. Dependence of short-term mortality on fine particulate matter in the population of elderly Medicare beneficiaries. *Preprint, University of North Carolina*, pages <http://rls.sites.oasis.unc.edu/postscript/rs/Smith-Medicare-PM.pdf>, 2021.

September 2, 2020

Letter to the Editor
New England Journal of Medicine
Retain the Current Particulate-Matter Air-Quality Standard

James E. Enstrom, PhD, MPH
University of California, Los Angeles
jenstrom@ucla.edu

The August 13 Sounding Board by the Independent Particulate Matter Review Panel (IPMRP)¹ incorrectly claims that fine particulate matter (PM_{2.5}) *causes* premature deaths in the United States and inappropriately criticizes the latest EPA CASAC assessment of PM_{2.5} health effects.² There is no established etiologic means by which PM_{2.5} *causes* deaths. Furthermore, objective meta-analysis of key results from the nine primary US cohorts finds NO relationship between PM_{2.5} and total mortality (Table).³ The original positive relationships used for establishing the 1997 PM_{2.5} NAAQS have been invalidated by my independent reanalysis of the American Cancer Society Cancer Prevention Study⁴ and the Harvard Six Cities Study.³ The null findings of my reanalysis demonstrate the need for study data assess as per the proposed EPA rule “Transparency in Regulatory Science.” This rule is opposed by the IPMRP, the *NEJM* Editor-in-Chief, eight Harvard professors who promote PM_{2.5} deaths, and 86 other Harvard professors.⁵ Extensive null epidemiological and toxicological evidence supports retaining the current PM_{2.5} NAAQS. In fairness, the *NEJM* needs to publish a Sounding Board with this null evidence.

I report no potential conflict of interest relevant to this letter.

References

1. Independent Particulate Matter Review Panel. The Need for a Tighter Particulate-Matter Air-Quality Standard. *N Engl J Med* 2020;383:680-683. August 13, 2020 DOI: 10.1056/NEJMs2011009
2. Cox LA. CASAC review of EPA’s policy assessment for the review of the National Ambient Air Quality Standards for particulate matter (external review draft—September 2019): EPACASAC-20-001. Washington, DC: Clean Air Scientific Advisory Committee, Environmental Protection Agency, December 16, 2019 (<https://beta.regulations.gov/document/EPA-HQ-OAR-2015-0072-0260>) or ([https://yosemite.epa.gov/sab%5Csabproduct.nsf/E2F6C71737201612852584D20069DFB1/\\$File/EPA-CASAC-20-001.pdf](https://yosemite.epa.gov/sab%5Csabproduct.nsf/E2F6C71737201612852584D20069DFB1/$File/EPA-CASAC-20-001.pdf))
3. Enstrom JE. October 17, 2019 Comment Criticizing the 2018 Draft EPA Particulate Matter Integrated Science Assessment and the 2019 Draft EPA Particulate Matter Policy Assessment. ([https://yosemite.epa.gov/sab/sabproduct.nsf/F729E7D8E248A2C5852584970009565A/\\$File/Enstrom+Comment+to+CASAC+re+090519+EPA+PM+PA+101719.pdf](https://yosemite.epa.gov/sab/sabproduct.nsf/F729E7D8E248A2C5852584970009565A/$File/Enstrom+Comment+to+CASAC+re+090519+EPA+PM+PA+101719.pdf))
4. Enstrom JE. Fine particulate matter and total mortality in cancer prevention study cohort reanalysis. *Dose-Response*. 2017;15(1):1–12. March 28, 2017 DOI: 10.1177/1559325817693345
5. Jacobs WB, Goho SA. COMMENTS ON PROPOSED RULE, STRENGTHENING TRANSPARENCY IN REGULATORY SCIENCE, 83 FED. REG. 18,768 Harvard Law School August 7, 2018 (<https://www.regulations.gov/document?D=EPA-HQ-OA-2018-0259-6111>)

Table: Random Effects Meta-Analysis of Nine US Cohorts That Analyzed Fine Particulate Matter (PM2.5) and Total (All-cause) Mortality³

Relative Risk (RR and 95% CI) of Total Mortality Associated with Increase of 10 µg/m³ in PM_{2.5}

| US Cohort Studies | Author Year | RR Table | F-U Years | RR | 95%CI(L) | 95%CI(U) |
|--|------------------|----------|-----------|-------|----------|----------|
| Veterans Study | Lipfert 2000 | T6 | 1986-1996 | 0.890 | 0.850 | 0.950 |
| Medicare (MCAPS) Eastern US | Zeger 2008 | T3 | 2000-2005 | 1.068 | 1.049 | 1.087 |
| Medicare (MCAPS) Central US | Zeger 2008 | T3 | 2000-2005 | 1.132 | 1.095 | 1.169 |
| Medicare (MCAPS) Western US | Zeger 2008 | T3 | 2000-2005 | 0.989 | 0.970 | 1.008 |
| ACS Cancer Prevention Study (CPS II) | HEI RR140 2009 | T34 | 1982-2000 | 1.028 | 1.014 | 1.043 |
| Nurses Health Study | Puett 2009 | T3 | 1992-2002 | 1.260 | 1.020 | 1.540 |
| Health Professionals FU Study | Puett 2011 | T2 | 1989-2002 | 0.860 | 0.720 | 1.020 |
| Harvard Six Cities Study (H6CS) | Lepeule 2012 | T2 | 1974-2009 | 1.140 | 1.070 | 1.220 |
| Agricultural Health Study | Weichenthal 2015 | T2 | 1993-2009 | 0.950 | 0.760 | 1.200 |
| NIH-AAPR Diet and Health Study | Thurston 2016 | T2 F3 | 2000-2009 | 1.025 | 1.000 | 1.049 |
| National Health Interview Survey | Parker 2018 | T3corr | 1997-2011 | 1.016 | 0.979 | 1.054 |
| Intrepid Insight Random Effects Meta-Analysis Summary RR | | | | 1.031 | 0.997 | 1.066 |

Q Test Statistic = 109.5100704 I² 90.87%

Cochrane's Q Test for Homogeneity of Studies (Null Hypothesis: Studies are Homogenous)

P-Value = 6.69843E-19 → Since Studies fail Test for Homogeneity, Random Effects Meta-Analysis

Yields Summary RR = 1.031 (0.997-1.066), which is statistically consistent with 1.000 (NO relationship)

From: **Letter** <letter@nejm.org>
Date: Thu, Sep 10, 2020 at 7:24 AM
Subject: RE: New England Journal of Medicine 20-28968
To: jenstrom@ucla.edu <jenstrom@ucla.edu>

Dear Dr. Enstrom,

I am sorry to say that the decision to decline your letter applied to both print and online publication.

Thank you for the opportunity to consider it.

Sincerely,

Caren Solomon, M.D., M.P.H.
Deputy Editor
New England Journal of Medicine

From: JAMES ENSTROM <jenstrom@ucla.edu>
Date: Tuesday, September 8, 2020 at 6:32 PM
To: "Solomon, Caren, M.D." <csolomon@nejm.org>
Subject: Fwd: New England Journal of Medicine 20-28968

September 8, 2020

Dear Deputy Editor Solomon,

I understand from the NEJM Author Center that "Letters accepted for publication will appear in print, on the *Journal's* website at NEJM.org, or both." Thus, please let me know if my letter to the editor was given consideration for publication **only** on the NEJM.org website, where there is no lack of space. In the interest of objectivity, NEJM should find a way to publish the strong evidence contained in my letter.

Thank you very much for your clarification regarding my letter.

Sincerely yours,

James E. Enstrom, PhD, MPH
jenstrom@ucla.edu
(310) 472-4274

AMERICAN CANCER SOCIETY
CANCER PREVENTION STUDY II
INSTRUCTIONS FOR RESEARCHERS



GENERAL INSTRUCTIONS:

Enroll about ten families; by families we mean households in which one or more persons live as a family unit. Each family must have **at least one person over the age of 45**. Please make a special effort to include families with people in their 50's and 60's. Enroll only those families you are reasonably certain will remain in the area for the next six years. If you can enroll more than ten families, please do so.

To help explain the purpose and plan of the study, leave a "Cancer Prevention Study II – Fact Sheet" with each family you enroll.

In each of the enrolled families, request that every member **over the age of 30** fill out a questionnaire, place it in the "Confidential Envelope," seal it and return it to you. Because of the size of the study, it is necessary to identify every questionnaire by a series of numbers. This is explained in item 3 below. Please follow the instructions carefully.

After collecting the questionnaires, fill out the four-page "List of Families and Persons Enrolled" folder. Include on this the name and address of a person who knows most of the enrolled families and who can act as a **substitute** for you during the next six years, if necessary. When this is completed, wrap the "Confidential Envelopes" (containing the completed questionnaires) in the "List of Families and Persons Enrolled" folder, secure with a rubber band and place in the large envelope. Deliver all completed materials according to the instructions you have been given.

DETAILED INSTRUCTIONS:

1. Check this packet to be sure that it contains:

- a) a supply of questionnaires for men (printed on blue paper);
- b) a supply of questionnaires for women (printed on white paper);
- c) a supply of "Confidential Envelopes;"
- d) a four-page "List of Families and Persons Enrolled" folder; and
- e) a supply of "Fact Sheets."

2. On the back of this instruction sheet, list the families (households) you know in which there is at least one person over the age of 45. The term "household" includes people living together as a family unit and also includes single persons living alone.

Visit each family on your list and enroll only those you feel will be in the area during the next six years. Request that every member **over the age of 30** fill out a questionnaire. Do not exclude a family if one or two members refuse or fail to fill out a questionnaire after others have done so.

3. For purposes of identification, you have been assigned a Division No., Unit No., Group No., and Researcher No. Copy these numbers onto all questionnaires and confidential envelopes you use. In addition, be sure to enter all these identifying numbers, your name and address, and the name and address of a substitute who knows most of the families you have enrolled, on the top of the "List of Families and Persons Enrolled" folder.

Assign a Family No. to each family you enroll, the first being Family No. 1, the second being Family No. 2, etc. Also assign a Person No. to each person you enroll in **each** family, one member of a family being Person No. 1, another being Person No. 2, etc.

For example, your first family (Family No. 1) may consist of Mr. and Mrs. Doe; their 35-year-old son, Paul Doe; the wife's mother, Mrs. Smith; and a friend, Mr. Johnson. Thus, for Family No. 1, Mr. Doe is Person No. 1, Mrs. Doe is Person No. 2, Paul Doe is Person No. 3, Mrs. Smith is Person No. 4, and Mr. Johnson is Person No. 5. Next, Mr. and Mrs. Brown may be Family No. 2; Mr. Brown being Person No. 1; Mrs. Brown, Person No. 2, etc. in the family.

4. When a person agrees to fill out a questionnaire, write his or her name and all of the identifying numbers (including Family No. and Person No.) at the top of a questionnaire. Also write his or her name and **address** and all the identifying numbers on a "Confidential Envelope."

Give the questionnaire and the "Confidential Envelope" to the participant. The questionnaire is designed to be filled out by the person **and the answers are confidential**. Ask that the participant fill out the questionnaire and then put it in the envelope and seal it. You are responsible for collecting the sealed envelopes. You may either wait while the participant completes the questionnaire or, if you prefer, you may leave the questionnaire and return some time later to pick it up.

5. Try to enroll all your families and collect the filled-out questionnaires within two weeks.
6. After you have collected completed questionnaires from all the people you have enrolled, fill out the "List of Families and Persons Enrolled," according to the instructions printed on this blue folder.
7. After this is completed, wrap the "Confidential Envelopes" in the "List of Families and Persons Enrolled" folder, secure with a rubber band and place in the large envelope and return it according to the instructions you have been given.

PURPOSE AND PLAN OF THIS STUDY

The first American Cancer Society Prevention Study was conducted over a 13-year period, from 1959-1972, and helped us identify a number of factors related to the development of cancer. In fact, most of what we know today about the causes of cancer has come from such epidemiologic studies. Cancer Prevention Study I, for instance, established cigarette smoking as a cause of lung cancer and implicated tobacco use in the development of other cancers, and heart and respiratory diseases. Other epidemiologic studies have linked skin cancer to a heavy exposure to X-rays, arsenic or certain types of tars and oils, bladder cancer to workers exposed to certain chemicals, and lung cancer to a long-term exposure to asbestos fibers. These are some of the environmental factors which can cause cancer. It is only by following a large number of people for a long period of time, as we plan to do in Cancer Prevention Study II, that we can uncover many other factors and determine which are hazardous to health and which ones are not.

In Cancer Prevention Study II, we are going to turn our attention to the changes that have occurred since our first study in the way we live, the products we use, and in our home and workplace environments. Recently, there has been widespread concern about the safety of saccharin, hair dyes, oral contraceptives, tranquilizers, and other drugs and medications. The effects of long-term exposure to X-rays, air and water pollutants, and carcinogens in the workplace have also been questioned. The

public and the scientific community want to find out the reason for the increased rates of cancer in black populations and pinpoint the special cancer risks among other minorities.

The plan of the American Cancer Society's new Cancer Prevention Study is to enroll more than 1,000,000 persons and to follow them for six years, and perhaps longer. As a volunteer researcher, you will be instrumental in helping to assemble vital research data. By keeping track of the persons you enroll, and reporting on them every other year, you will provide our health statisticians with information on how life-styles affect health and what factors either increase or decrease chances of getting cancer and other diseases.

Such an endeavor will add to our knowledge of cancer and enable us to identify those factors which cause cancer and can be controlled, as well as those which do not appear to increase risk of developing cancer. The final goal, of course, is to prevent cancer and save thousands of lives.

SOME QUESTIONS YOU MAY BE ASKED BY PEOPLE YOU ENROLL

Q. Why was I selected for this study?

A. We need to enroll a large sample of the American public: people of different ages, geographic areas, races, religions, habits, exposures, and life-styles. This way we'll find out which groups have higher cancer risks and which have lower ones.

Q. Are you interested mainly in people with cancer?

A. No, we are interested in all people, those who are in good health, as well as those who have or have had cancer.

Q. My 25-year-old son lives with me. Why don't you want him to answer the questionnaire?

A. We are excluding people below 30 because they have not been exposed to the factors under study as long as older people have. Also, the frequency of cancer generally increases with age and there would not be enough data to study if we enrolled people under 30.

Q. We already know that cigarette smoking causes cancer. Why do we need another study?

A. The cigarettes now smoked by more than fifty million people are considerably different from the ones smoked at the time of our first study. We need to determine whether low tar and low nicotine cigarettes have substantially affected health risks. We are also investigating the effects of cigarette smoking in the workplace environment and the possible health effects of "second-hand" smoke, that is, smoke inhaled by non-smokers.

Q. Why did you ask for my Social Security Number? Isn't that illegal?

A. Giving us your Social Security Number is strictly voluntary. By doing so, you will save us much time, effort and money in verifying our records later on (especially for people with the same names). Incidentally, it is not illegal to ask for your number; it is illegal to **require** it.

Q. Will the information on the questionnaire be kept confidential?

A. Yes. It will be used only for research purposes. We will **never** release information about any particular person and will not release addresses to any agency for any purpose, whatsoever.



Thank you for agreeing to participate in the American Cancer Society's Cancer Prevention Study II. By completing the questionnaire, you will join one million other Americans who are helping us advance our knowledge of the causes and prevention of cancer. Such knowledge will enable us to work toward the goal of preventing cancer and saving thousands of lives.

THE FIRST STUDY: 1959-72

Data for the first Cancer Prevention Study were gathered over a 13-year period, from 1959-72, and helped us identify many factors related to cancer development. Information from study participants on personal habits and lifestyles, family and medical history, physical condition, and workplace exposures provided invaluable information about the risks of cancer. The study was instrumental in clarifying the link between smoking and cancer and in showing obesity is related to certain cancers. Information from the study also furnished data on risks for heart disease, stroke and other diseases. The landmark Surgeon General's Report on Smoking and Health was based in part on data from this American Cancer Society Study.

So far, about 65 scientific papers have been published from data in the study. These include a recent report that cigarettes lower in tar and nicotine reduce, but do not eliminate, the risk of lung cancer.

WHY A SECOND STUDY?

Since the first Cancer Prevention Study, many changes have taken place in the way we live, the foods we eat, the products we use, and in our home and workplace environments. In 1959 few people questioned the health effects of high fat or high cholesterol diets or the safety of many consumer products, such as artificial sweeteners, coffee, or hair dyes. Birth control pills and certain other drugs and medications were only starting to be widely used.

Since 1959, we have grown more aware of pollutants in our air and water, and carcinogens in the workplace. There is also increasing concern over the rising rates of cancer among blacks and the special health problems of minorities. A large study like this is the most effective way to find out which environmental factors increase cancer risk and need most control, and which carry little or no risk.

YOUR PART

Please answer every question. Be assured that the information you supply will be kept *confidential* and will be used *only* for research purposes. Your personal data will never be released to anyone for any reason. Later you may be given a short supplementary questionnaire. If you have any questions about your participation in this study, please contact your local American Cancer Society office.

Again we'd like to thank you for volunteering information that can help the American Cancer Society intensify its efforts in preventing cancer.

QUESTIONS YOU MAY HAVE ABOUT THIS STUDY

- Q. Why was I selected for this study?
- A. We need to enroll a cross-section of Americans: people of different ages, geographic areas, races, religions, occupations, exposures, and lifestyles. In this way we'll find out which groups have higher or lower risks.
- Q. Are you interested mainly in people with cancer?
- A. No, we are interested in all people now in good health, including those who have had cancer.
- Q. My 25-year-old son lives with me. Why don't you want him to answer the questionnaire?
- A. We are excluding people under 30 because the frequency of cancer generally increases with age and there would not be enough data to study younger persons.
- Q. We already know that cigarette smoking causes cancer. Why do we need another study?
- A. The cigarettes now being smoked are considerably different from the ones smoked at the time of our first study. We need to determine whether low tar and nicotine cigarettes have substantially affected health risks.
We are also studying the effects of cigarette smoking in workplace environments and the possible risks of "secondhand" smoke, smoke inhaled by nonsmokers.
- Q. Why did you ask for my Social Security Number?
- A. Giving us your Social Security Number is strictly voluntary. By doing so, you will save us time, effort and money in later verifying our records (especially for people with the same last names).
- Q. Will my information be kept confidential?
- A. Yes. We will use it only for research purposes and will not release addresses to any agency for any purpose.